

#662 Three Stones on Top of Boulder

One cobble stone has a thin flat stone under it (arrow)

Cairn: 1' H x 1 ½' W x 2 ½' L

Stone sizes: Large, small



#663 Open-End / Closed-End on Top of Boulder

Cairn: 2' H x 4' W x 6' L

Stone size: Large, medium, small



#664 Three Stones on Top of Boulder

Base stone: 3' W x 4' L

Stone size: Large, medium



#665 Two Stones on Top of Boulder

Cairn: 10" H x 1 ½' W x 2' L

Stone size: Large



#666 Double Layer of Stones on Top of Boulder

Cairn: 2 ½' H x 4' W x 6' L

Stone size: Large, medium, small



#667 Mound on Top of Boulder

Cairn: 1' H x 3' W x 4' L

Base stone surface level

Stone size: Large, medium, small



#668 Three Separate Cairns on Top of Boulder

A - Line of Stones along edge, 7' Long

Stone size: Large, medium



B - Four Stones in tight group in middle

Size: 2' W x 2' L

Stone size: Medium



C - Single Layer of stones, no measurements

Stone size: Medium, small



#669 Split Stone Cairn

Massive tree root growing into cracks/splits

Can not determine if splits opened up by tree roots were originally used as features
Multiple stones on top appear to be inside a wide split but heavy leaf build up prevents confirming it.

Base stone: 2' H x 6' L

Stone sizes: Large, medium, small



#670 Multi-Stone, Non-Mound on Top of Boulder

Cairn: 1 ½' H x 3' W x 4' L

Stone sizes: Large, medium, small



#671 Two Stones on Top of Small Stone Slab

Stone size: Large



#672 Seven Stones on Top of Boulder

Cairn: 1 ½' H x 2' W x 3' L

Stone sizes: Large, medium



#673 One Stone on Top of Boulder

Stone size: Large



#674 One Stone on Top of Boulder

Stone size: Large



#675 Double Boulder Split Stone Cairn

Two large stones on top with one medium stone wedged in between
Cairn: 2' H x 2' W x 4' L
Stone sizes: Large, medium



#676 One Stone on Top of Boulder

Stone size: Large



#677 Mound on Top of Boulder

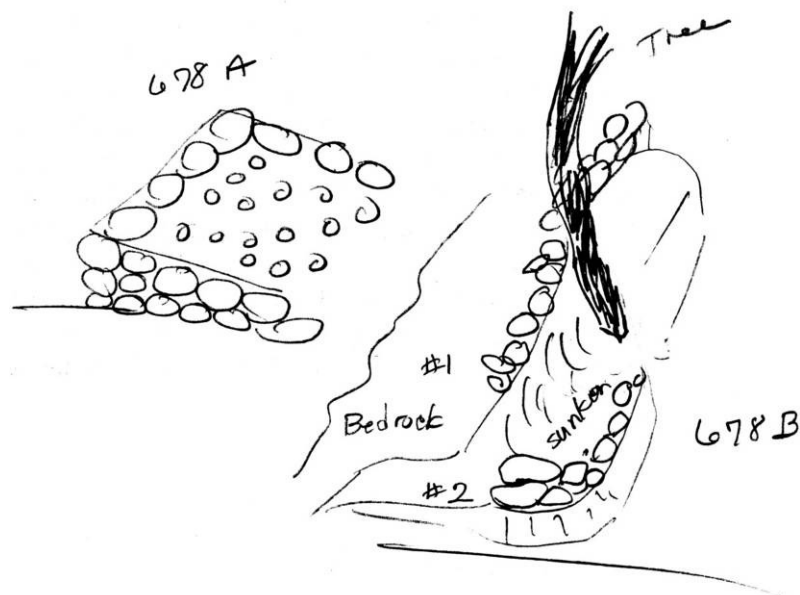
Huge tree root growing into cairn

Cairn: 3' H x 6' W x 6' L

Stone sizes: Large, medium, small



#678 Two Separate Structures



#678A Open-End/Closed-End on Ground

Cairn: 3 ½' H x 12' Plus L

Stone sizes: Extra large, large, medium



#678B Two Lines of Stone on Top Bedrock Outcrop

#1 – Line of stones along top edge

Cairn: Approximately 12' L x 1' W x 1-2' H

#2 – Line of stone along lower bottom edge of sunken section of bedrock

Cairn: 2' H x 7' L

Stone sizes: Extra large, large, medium



#679 Mound Attached to Boulder

Cairn: 4' W x 5' L

Stone sizes: Extra large, large, medium

41° 29' 14.3919" N

71° 45' 22.7911" W



#680 Mound on Ground

Next to large boulder

Cairn: 1' H x 3 ½' W x 5' L

Stone sizes: Large, medium, small



#681 Retaining Wall – Serpentine

C shape indentation midway along length

Size: 2-3' H x 3' W x 18' L

Stone sizes: Large, medium



#682 Open-End/Closed-End on Ground

Cairn: 2' H x 3' W x 5' L

Stone sizes: Large, medium, small



#683 U-Shaped Structure on Top of Boulder

Structure: 2' H x 2 ½' W x 2 ½' L

Stone sizes: Large, medium



#684 Two Separate Cairns

#684A Three Stones on Top of Boulder

Stone size: Large



#684B One Stone on Top of Boulder

Stone size: Medium



#685 Multi-Stone, Non-Mound on Top of Boulder

Cairn: 1 ½' W x 2 ½' L

Stone sizes: Large (2 flat stones), medium, small



#686 One Stone on Top of Boulder & One Stone Attached to Boulder

Base stone: 20" H x 2' W x 3' L

Stone size: Large



#687 Three Stones on Top of Boulder & Two Stones Attached to Boulder

Base stone: 2' H x 4' L

Stone sizes: Large, medium, small



#688 Mound on Ground

Cairn: 1 ½' H x 4' W x 6' L

Stone sizes: Large, medium



#689 Mound on Top of Boulder

Disturbed by tree growing on top

Cairn: 1 ½' H x 3' W x 6' L

Stone sizes: Large, medium, small



#690 Single Layer of Stones on Top of Boulder

Base stone: 2 ½' H x 3' W x 4' L

Stone sizes: Large, medium, small



#691 Mound on Ground

Cairn: 1 ½' H x 12' W x 18' L

Stone sizes: Large, medium, small



#692 Single Layer of Stones on Top of Boulder

Base stone: 3' H x 4' W x 4' L

Stone sizes: Large, medium, small



#693 Five Stones on Top on Boulder

Base stone: 4' H x 7' L

Distribution:

One stone on shelf

Two stones on top

Two stones low on side

Stone sizes: Large, medium



#694 Start of an Open-End/Closed-End on Ground or C Shaped Cairn

Heavy leaf cover on interior covers any potential stone fill

Cairn: 2' H x 3' W x 4' L

Stone sizes: Large, medium



#695 Open-End/Closed-End on Ground

Cairn: 3' H x 11' L x 5'


Stone sizes: Large, medium, small



#696 Three Stones on Top of Boulder

Cairn: 2' H x 2' W x 2' L

Stone sizes: Large (2), medium (1)



#697 Mound on Top of Boulder

Cairn: 2 ½' H x 4' W x 4' L


Stone sizes: Large, medium, small



#698 Open-End/Closed-End on Ground & on Top of Boulder

Cairn: 3' H x 4' W x 4' L

Stone sizes: Large, medium, small



#699 One Stone on Top of Boulder

Stone size: Large



#700 Multi-Stone, Non-Mound on Top of Boulder

Eight stones

Cairn: 16" H x 2' W x 3' L

Stone sizes: Large (5), medium (1), small (3)



#701 Mound on Ground

Cairn: 1 1/2' H x 4' W x 5' L

Stone sizes: Large, medium, small



#702 Split Stone with Open-End/Closed-End on Top of Boulder & Two Individual Stones Separate


Cairn: 5' H x 6' W x 7' L

Stone sizes: Large, medium, small



#703 One Stone on Top of Boulder

Stone size: Large



#704 Vertical Walled with Stone Fill on Ground

Cairn: 4 ½' H x 2' W x 5' L

Stone sizes: Large, medium, small



#705 Vertical Walled with Stone Fill on Top of Boulder with Tail

Cairn: 2 ½' H x 5' L

Tail: Two stones extend on ground beyond the bottom

Stone sizes: Large, medium, small



#706 Multi-Stone, Non-Mound on Top of Boulder

Cairn: 2 ½' H x 3' W x 3' L

Feature: A rectangular slab was laid flat resting on two support stones under each end creating an open space underneath. The back is blocked by a stone. The bottom is uneven with a build up of stones. It looks like a niche but without a flat floor to place an offering it is likely a spirit portal.

Stone sizes: Large, medium



#707 Single Layer of Stones on Top of Boulder

Cairn: 2' H x 2 ½' W x 4' L
Stone sizes: Large, medium



#708 Low Mound on Top of Boulder

Cairn: 2' H x 3' W x 5' L
Stone sizes: Large, medium



#709 One Stone on Top of Boulder

Stone size: Large



#710 Two Stones on Top of Boulder

Stone Sizes: Large, small



#711 Wide Wall with Fill

12' L x 50' L

12 foot section in on top of exposed bedrock

50 foot section appears to be on the ground and may be single wide

Stone Sizes: Large, medium, small



#712 Mound on Ground

Cairn: 10' Diameter

Feature: Slight depression in middle

Stone sizes: Extra large, large, medium



#713 Mound-Like on Top of Boulder

Cairn: 1' H x 2' W x 4' L
Stone Sizes: Large, medium



#714 Large stone on top of low base stone

Numerous small stones on top base stone
and on ground next to it
May be natural



**#715 Multi-Stone, Non-Mound & One
Stone on Top Boulder & Mound
Attached to Boulder**

**A - Multi-Stone, Non-Mound & One
Stone on Top Boulder**

Cairn: 3' H x 2' W x 2' L

Stone Sizes: Large, medium



B - Mound Attached to Boulder

Cairn: 1 ½' H x 6' W x 6' L

Stone sizes: Extra large, large, medium,
small



#716 Multi-Stone, Non-Mound on Top of Boulder & Mound Attached to Boulder

A - Multi-Stone, Non-Mound on Top of Boulder

Cairn: 2' H x 2' W x 2' L

Stone Sizes: Large, medium



B - Mound Attached to Boulder

Cairn: 3' W x 3' L

Stone sizes: Large, medium, small



#717 Mound on Top of Boulder

Cairn: 2 ½' H x 3' W x 4' L

Stone Sizes: Large, medium, small



#718 Four Stones on Top of Boulder

Two sets of two stones

Stone Sizes: Large, medium, small



#719 Mound on Top of Boulder Trails to Ground

Cairn: 3 ½' H x 5' W x 7' L

Stone Sizes: Large, medium, small



#720 Stones on Top of Boulder

Disturbed by fallen tree

Base stone: 3' H x 3' W x 4' L

Stone Sizes: Large, medium, small



#721 Mound on Top of Boulder

Cairn: 1 ½' H x 4' W x 4' L

Stone Sizes: Large, medium, small



#722 Mound on Top of Boulder

Cairn: 3' H x 4' W x 5' L

Stone Sizes: Large, medium, small



#723 Open-End/Closed-End on Ground

Cairn: 2' H x 5' W x 5' L


Stone Sizes: Large, medium, small



#724 Mound on Top of Boulder Trails to Ground

Cairn: 2 ½' H x 6' W x 6' L

Stone Sizes: Large, medium, small



#724 to #846 assigned to a different site

#847 Four Stones on Top of Boulder

Cairn: 1½' H x 3' L

Stone Sizes: 2 Large, 2 Small

One small stone used to prop one large stone



#848 Two Stones Attached to Boulder or Split Wedge

Base of cairn: 5' L

Stone sizes: Large, medium



#849 Three Stones Attached to Boulder

Six inch stone holds two small quartz stones in place

Quartz stones: 3" H x 3" W and 2" W

Shapes: Rectangular and Triangular

Color: White



#850 Multi-Stones, Non-Mound on Top of Boulder

Cairn: 2½' W x 3½' L

Stone sizes: (1 inch up to 12 inches) Large, medium, small, extra small



#851 Single Layer of Stones on Top of Boulder

Base stone: 2½' W x 4' L

Cairn: 2½' W x 3' L

Stone sizes: Large, medium, small



#852 Mound Attached to Boulder

Base stone: 3' H x 3' W
Cairn: 3' W x 3' L x 6" H
Stone sizes: Medium, small



#853 Two Groups of Stones Attached to Boulder

Base stone: 2 ½' H
A - 2' W x 2' L (loose group?)
B - 1½' W x 1' L (tight group)
Stone sizes: Medium, small



#854 One Stone on Top of Boulder

Stone size: 12" H x 14" L



#855 One Stone Attached to Boulder

Base stone: 3' H
Stone size: 1½' L



#856 Single Layer of Stones on Top of Boulder

Approximately nine stones
Base stone: 1½' W x 2½' L x 6" H
Cairn: 1' W x 2' L
Stone sizes: Large, medium




#857 Single Layer of Stones on Top of Boulder & Small Single Layer Group

A - Single Layer of Stones on Top of Boulder

Base stone: 4' L x 3' W
Stone sizes: Large, medium, small, extra small

B - Small Group: Single Layer of Stones on Top of Boulder

Separate from larger group of stones in A
Stone size: Small
Quartz: Two white quartz stones 3" L and 3" L



#858 Multi-Stones, Non-Mound on Top of Boulder

Base stone: 3' W x 5 ½' L

Cairn: 1½' W x 5 L

Stone sizes: Large, medium, small

Quartz: White, large chunk 6" W x 12" L



#859 Mound on Ground

Cairn: 1' H x 6' W x 9' L

Stone sizes: Large, medium, small



#860 Mound on Ground

Teardrop shape

Cairn: 9' L x 4' W & 1' W x 1' H

Stone sizes: Extra large, large, medium, small

Quartz: White, triangle shaped 7" x 8" x 8"

Large and chunky



#861 Split Wedge Cairn

Base stone: 2' H x 3' W x 8' L

One stone on top wedged in split

Quartz: White, 3" W x 4" L wedged into split

Two stones form tail beyond split



#861 (continued)



#862 Split Wedge Cairn

Base stone: 5' L

Two stones inside split:

One is a thin slab going the length of the split

Second is a thin slab going perpendicular to the split (cross-wise), wedged inside at top

Stone size: Medium



#863 Double Boulder Split Stone

Base stone: 2 ½' W x 4' L

Three stones inside split

Stone sizes: Large, medium



#864 Split Stone (Unique)

Large slab tilted upwards with second slab flat on ground creates a split stone.

(a) Five stones on top of bottom slab inside split

(b) Several stones on ground under opposite end of tilted up slab

Stone sizes: Large, medium, small



#865 Multi-Stone, Non-Mound on Ground (? Not sure of base)

Cairn: 2' H x 2' W x 3' L

Three small stones mixed in with large stones

Stone sizes: Large, small



#866 Low Mound on Top of Boulder

Base stone: 1' H x 2' L

Cairn: 6" H x 2' L x 2' W

Stone sizes: Large, medium



#867 Flat Stones Layered on Top of Boulder

Cairn: 1' H x 2' W x 2' L

A couple of small stones mixed in with large stones

Stone sizes: Large, small



#868 Nine Stones on Top of Boulder

Tight group

Base stone: 1½' H x 3' W x 3' L

Stone sizes: Large, medium, small



**#869 One Stone Attached to Base Stone
(could be natural)**

Stone size: 6" x 10"



**#870 Two Groups of Stones on Top of
Boulder**

Base stone: 1' H x 2' W x 3' L

(a) Seven stones

(b) Six stones

Stone sizes: Large, medium, small



**#871 Three Stones on Top of Boulder &
One Stone Attached to Boulder**

Stone sizes: Extra large (1), medium (1),
small (2)




#872 Two Groups: (A) Two Stones on Top Boulder (B) One Stone on Top Boulder & One Stone Attached to Boulder

A - Two Stones on Top Boulder

One stone propped up by small thin support stone
One stone directly on stone

B - One Stone on Top Boulder & One Stone Attached to Boulder

Base stone: 2' H x 3' W x 7' L
Stone sizes: Extra large (1), small (1), large (3)



#873 Single Layer on Top of Boulder

Eight stones spread out
Cairn: 3' W x 3' L
Stone sizes: Medium, small



#874 Single Layer on Top of Boulder

Eight stones
Cairn: 2' W x 3' L
Stone sizes: Large, medium



#875 Four Stones on Top of Boulder

Single layer

Stone sizes: Large (1), medium (1), small (2)



#876 Single Layer of Stones on Top of Boulder


Two groups

(a) Seven stones

(b) Two stones

Base stone: 30" H x 5' W

Stone sizes: Large, medium



#877 Multi-Stone, Non-Mound on Top of Boulder

Base stone: 2' H x 3' W x 5' L

Cairn: 2' W x 3' L

Stone sizes: Large, medium, small



#878 Two Stones on Top of Boulder

Base stone: 1' H x 2' W x 2' L

Stone sizes: Large, small



#879 Propped Rectangular Slab

Stone slab: 6" Thick x 2' W x 5' L

Two support stones



#880 Two Groups: (A) Five Stones on Top of Boulder (B) Four Stones on Top of Boulder

A - Five Stones on Top of Boulder


Base stone: 2' W x 5' L

Stone size: Medium

B - Four Stones on Top of Boulder

Cairn: 3' L

Stone size: Large



#881 Single Layer of Stones on Top of Boulder

Seven stones spread out
Base stone: 1' H x 2½' W x 6' L
Stone size: Large, medium



#882 Mound Like on Top of Boulder

Base stone: 1½' H x 2½' W x 5' L
Feature: Tail – Walking Up side of boulder (arrow points to it)
Quartz – white, 3" W x 4" L
Stone size: Large, medium, small



#883 Nine Stones on Top of Boulder

Cairn: 2½' W x 2½' L
Stone size: Large, medium



#884 Two Stones on Top of Boulder

Base stone: 2½' H x 3' W x 3' L

Stone size: Large



#885 Single Layer on Top of Boulder

Base stone: 4' H x 4' W x 6' L

Feature: Quartz, smoky, 9" L

Stone size: Large, medium, small



#886 Propped Triangular Stone

Cairn: 1½' H x 2' W x 2½' L





#887 Low Mound on Top of Boulder

Cairn: 2½' H x 3' W x 5' L

Stone size: Large, medium, small



#888 Mound on Top of Boulder

Base stone: 2' H x 4' L

Cairn: 1' H x 3' L

Stone size: Large, medium, small



#889 Enclosure – V Shaped Stone Wall

Open end faces up hill

Intact segment: 2' H x 12' L (side 1) &
15' L (side 2)



#890 Two Stones on Top of Boulder

Cairn: 2' H x 2' L

Stone size: Large



#891 One Stone on Top of Boulder or Split Boulder Cairn

Base stones low to ground: 3' W x 2' L

Stone size: Large



#892 Two Stones on Top of Boulder & Five Stones Attached to Boulder

Cairn: 3' W x 4' L

Stone size: Large, medium



#893 Mound on Ground

Cairn: 2' Diameter

Stone size: Large, medium



#894 Multi-Stone, Non-Mound on Top of Boulder

Cairn: 1½' H x 4' W

Stone size: Large, medium, small



#895 Six Stones on Top of Boulder

Cairn: 1' H x 1½' W x 2½' L

Stone size: Large, medium, small



#896 Two Stones on Top of Boulder

Base stones: 1' H x 2½' W x 2' L
Stone size: Large



#897 Five Stones on Top of Boulder

Base stones: 1' H x 2½' W x 3' L
Stone size: Large, medium



#898 Mound on Ground

Cairn: 2' H x 3' W x 4' L
Stone size: Large, medium, small



#899 Seven Stones on Top of Boulder

Cairn: 1' H x 2' L

Stone size: Large, medium, small



#900 Double Layer of Stones on Top of Boulder

Base stone: 1' H x 3' W x 4' L

Stone size: Large, medium, small



#901 Mound on Top Trails to Ground

Cairn: 1½' H x 6' L

Stone size: Large, medium, small



#902 Mound on Top of Boulder (one end) & on Ground (?)

Cairn: 6' Diameter x 1' H
Stone size: Large, medium, small



#903 Mound on Ground

Cairn: 5' W x 6' L
Stone size: Large, medium, small





#904a Mound of Stones on Top of Elongated Bedrock

Cairn: 1' H x 7' L

Stone size: Large, medium, small

Feature: Upright rectangular stone leaning against end of cairn



#904b Mound of Stone potentially in a wide gap of the bedrock, i.e. split(?)

Cairn: 2' H x 8' L

Stone size: Large, medium, small

Features: Six quartz stones, locations not given

Pink 1' L

White 1' x 1'

Gray 6" W x 8" L

Smoky 6" L

White 4" x 6"

White 6"



#905 Double Split Stone Cairn

#1 Split:

Large stones wedged into split
Medium and small stones across top of split



#2 Split:

Wide gap between two boulders
Open-end / Closed-end cairn inside split
Size: 2' H x 4' W x 6' L
Feature: One large stone on top of boulder
Stone size: Large, medium, small



#906 Mound on Top of Boulder

Cairn: 22" H x 3' W x 4½' L
Features: 3 quartz stones, medium size
Stone size: Large, medium, small



**#907 Open-End/Closed-End Cairn on
Top of Split Stone**

Base stone: 3' H x 3' W x 4' L
Feature: Quartz, white, small
No stone inside split, too narrow
Split is a crack



#908 Split Stone Cairn with Attached Vertical Walled Cairn



Split Stone Cairn:

Base stone: 8' L

Stones wedged inside split

Semi-mound on top of split stone, low height

Stone sizes: Large, medium, small, extra small

Feature: Large flat stone with serrated edge on top stands out

Quartz, 3" L

Three stones on top separated from mound



Vertical Walled Cairn:

2' H x 4' W x 6' L

Parallel walls forming an elongated cairn
attached to the split stone

Exterior wall stone sizes: Large, medium

Interior fill stone sizes: Medium, small



#909 One Stone on Top of Boulder

Base stone: 16" W

Stone size: 8" L



#910 Circular Mound on Top of Boulder

Cairn: 1½' H x 7' L

Feature: Two quartz, small

Stone sizes: Large, medium



#911 One Stone on Top of Boulder

Base stone: 1½' H x 2½' L

Stone size: 1' W x 14" L



#912 On Top – Attached to Boulder

Hard to describe: One large flat stone is on top, another large flat stone leans on the stone on top, a medium size stone is on top the attached stone which is held in place by a stone behind it abutting a stone on the ground.

Cairn: 2' W x 4' L

Stone sizes: Large, medium, small



#913 Low Mound on Ground

Cairn: 5' W x 6' L

Feature: Quartz, white, 7" L

Stone sizes: Large, medium



#914 Low Mound on Ground

Cairn: 3' W x 5' L

Feature: Quartz, white, small

Stone sizes: Extra Large, large, medium, small



#915 Mound on Top of Boulder

Base stone: Level with ground

Cairn: 18" H x 5' W x 5' L

Stone sizes: Large, medium, small



#916 Mound on Top of boulder (base may be the ground)

Cairn: 18" H x 5' W x 6' L

Stone sizes: Large, medium



#917a Multi-Stone, Non-Mound on Ground


Cairn: 18" W x 2' L

Stone sizes: Large, medium

#917b Multi-Stone, Non-Mound on Ground

Cairn: 2' W x 3' L

Stone sizes: Large, medium, small



#918 Stacked Stone Cairn on Ground

Smaller stones are mixed in with stacked stones

Cairn: 2½' H x 3' W x 5' L

Stone sizes: Large, medium, small



#919 Vertical Walled on Top Boulder

Interior: no stones, may be intentional see cairn #923 or may be incomplete

Cairn: 2' H x 4' W x 5' L

Stone sizes: Large, medium

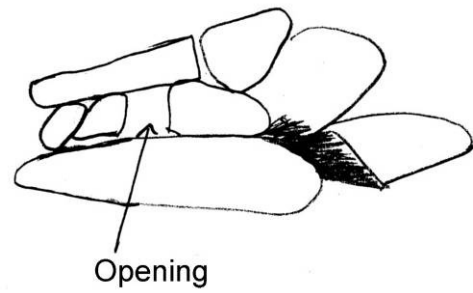
Feature: Modern ceremonial object



#919 Continued

(2) Stone arrangement on top created an opening, may be a spirit portal

Stone sizes: Large, medium



Stacked Stones in vertical wall



#920 Stones Stacked on Top of Boulder

Feature: High – Low configuration, part of
cairn is high and part is low

High 2' and Low 1'

Cairn: 3' W x 4' L

Stone sizes: Large, medium, small



#921 One Stone on Top of Boulder

Base stone: 1' H x 4' L

Stone size: Extra long 8" H x 2' L

Note unused split stone in background



#922 Multi-Stone, Non-Mound on Ground

Cairn: 1½' H x 2' W x 4' L

Stone sizes: Large, medium, small



#923 Multi-Stone, Non-Mound on Ground

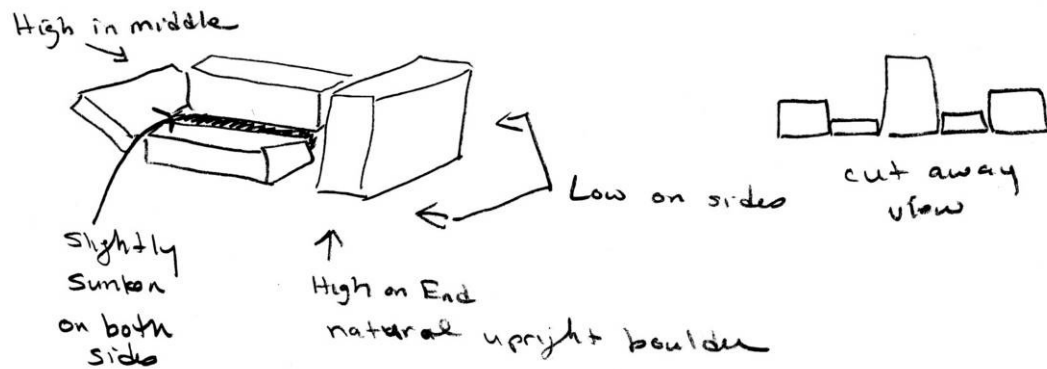
Cairn: 6' W x 6' L

Large thick stone slab forms one end, it is higher than cairn

Middle has a line of stones higher than sides

Between sides and middle line there is a depression on either side same as seen in cairn #919

Stone sizes: Extra large, large, medium



#924 Natural stone formation

Three pieces (slabs) of same stone



#925 Double Boulder Split Stone Cairn

One stone on top of split (A)
One stone on top of side boulder with depression, stone on top has a flat bottom and was placed over the depression creating an open space, a feature
Cairn: 2' W x 6' L
Stone size: Large



#926 One Stone on Top of Split Stone

Covers top of split
Cairn: 18" H x 3' L x 3' W
Stone size: Large



#927 One Stone on Top of Split Stone

Extra long slab: 6" Thick x 2½' L
Possibly three medium slabs underneath



#928 Vertical Column-Like on Top & on Ground

Stacked stones on two side

Cairn: 3½' H x 2½' W

No interior fill, cairn is solid column

Stone sizes: Large, medium, small (a few, not many)

Cairn is the tallest in this area which makes it stand out. The stacking was found in several other shorter cairns nearby suggesting it was a common building technique. The other cairns show this one (#928) is a ceremonial cairn and not a property boundary cairn.



#929 Single Layer of Stones on Top of Boulder

Stones spread out

Cairn: 1' H x 5' W x 5' L

Stone sizes: Large, medium, small



#930 Two Stones on Top of Boulder

Base stone: 1' H x 2½' W x 2' L

Stone sizes: Large, medium



#931 Eight Stones on Top of Boulder

Cairn: 2' W x 2½' L

Stone sizes: Large, medium, small



#932 Multi-Stone, Non-Mound on Top of Boulder

Base stone: 18" H x 4' W x 5' L
Stone sizes: Large, medium, small



#933 Split Stone

One thin stone inside split
Base stone: 18" H x 2½' W x 4' L
Stone sizes: Large, small
Feature: Big-Little one large stone and two small stones on top



#934 Double Boulder Split Stone

Three stones inside split
Side 1: 3' H x 4' W
Side 2: 1' W
Size overall: 3' H x 5½' L
Stone sizes: Medium, small



#935 Five Stones on Top of Boulder

Single layer

Stone sizes: Large, medium



#936 Three small cairns on top of base stone

Base stone: 3' W x 4' L

(a) Three stones on top

(b) Three stones on side

(c) Four or five stones attached to side

Stone sizes: Large, medium



#937 Multi-Stone, Non-Mound on Ground

Cairn: 18" H x 2' W x 3' L

Stone sizes: Large, medium



#938 Multi-Stone, Non-Mound on Top of Boulder

Base stone: 2' H x 3' W x 8' L

Stone sizes: Large, medium, small


Feature: High-Low created by two stacks and single layer



#939 Three Stones on Top of Boulder & One Stone Attached to Boulder

Cairn: 1' H x 2' W x 3½' L

Stone sizes: Large, medium



#940 Split Stone

Split filled with stones

One stone on top boulder

Cairn: 1' H x 3' W x 4' L

Stone sizes: Large, medium, small



#941 Split Stone

Split filled with stones
Eight stones on top boulder
Cairn: 1½' H x 3' W x 3' L
Stone sizes: Medium



#942 Single/Double Layer of Stones on Top of Boulder

Cairn: 2' H x 2½' W x 5' L
Stone sizes: Large, medium, small



#943 Split Stone

Two stones wedged in split
Base stone: 18" H x 2' W x 2' L
Stone sizes: Medium



#944 Single Layer of Stones on Top of Boulder

Numerous small stones
Base stone: 2' H x 5' W x 12' L
Cairn: 3' W x 10' L
Stone sizes: Medium, small



#945 Six Stones on Top of Boulder

Symbolically arranged
Base stone: 1' H x 2½' W x 3' L
Stone sizes: Large, small



#946 Two Stones on Top of Boulder

Base stone: 20" H x 2' W x 3' L
Stone sizes: Large, medium



#947 Four Stones on Top of Boulder

Base stone: 1' H x 3' W x 4' L

Cairn: 1½' H

Stone sizes: Large, medium



#948 Single Layer of Stones on Top of Boulder

Base stone: 6" H x 2' W x 4' L

Stone sizes: Medium, small



#949 Mound on Top of Boulder

Cairn: 2½' H x 2' W x 7' L

Stone sizes: Extra large (1), large, medium, small

Feature: Five quartz stones (3 small, 2 medium)



#950 Multiple Cairns on Bedrock: (a), (b), (c)

Feature: Four quartz stones (Steve's notes)



950a Six Stones on Top of Boulder

Base: surface level stone

Cairn: 2' W x 2' L

Stone sizes: Extra large (1), large, medium



950b Open-End/Closed-End Cairn on Top of Boulder

Cairn: 3' H x 3' W x 4' L

Stone sizes: Large, medium, small

“closed-end”



950b (continued)

“open-end”



950c Multi-Stone, Non-Mound on Top of Boulder

Cairn: 2' W x 3' L

Stone sizes: Large, medium, small



#951 Single Layer on Top of Boulder

Cairn: 1' x 3' L

Shape: Triangular (shape of base stone?)

Base stone underneath does not show in top down view, only stone arrangement on top shows. (see photo)

Arrangement: Large stones on perimeter and smaller stones on interior

Feature: One quartz stone, small, white

Stone sizes: Large, medium, small



#952 Split Wedge Cairn

One stone wedged inside split
Base stone: 1' H x 2½' W x 3' L
Stone size: Medium



#953 Large Stone on Top of Layer of Smaller Stones on Ground

Stone size: Large



#954 Two Stones on Top of Boulder

One stone slab propped up
Slabs: Rectangular shaped
Base stone: 1½' W x 2' L
Stone size: Large



**#955 Open-End/Closed-End Cairn on
Top of Boulder**

Feature: Eleven quartz stones, one with an
unusual shape, photo below

Base stone: 6" - 1½' H x 2' W x 4' L

Stone sizes: Large, medium, small



#956 Three Stones on Ground

Large white prominent quartz stone
cradled by two large stones on ground



#957 Vertical Walled with Stone Fill on Ground / on Top of Boulder

Cairn: 3½' H x 3½' W x 4' L

Feature: Eleven quartz stones on top and nine around sides = 20 total

Two large quartz stones in side wall (photo below)

Fill stones: Small

Stone sizes: Large, medium, small



#958 Three Stones on Top of Boulder

Base stone: 6" H x 3' L

Stone size: Large



#959 Single Layer of Stones on Top of Boulder

Base stone: 2' H x 3' W x 4' L

Stone sizes: Medium, small



#960 One Stone Leaning / Attached to Boulder

Shape: Semi-rectangular stone slab

Stone size: Extra large (1' W x 2' L x 4" Thick)



#961 Three Stones on Top of Boulder

Base stone: 18" H x 3' W x 3½' L

Stone size: Medium



#962 Slanted Top, Vertical Walled with Stone Fill on Top of Boulder

Base shape: Triangular, likely shape of base stone

Stone fill: Medium, small

Feature: One white quartz, medium-large, in side wall

Top: Slants downward intentionally



Triangular shape



#963 One Stone on Top of Boulder

Base stone: 1½' W x 2' L

Stone size: Medium



#964 One Stone on Top of Boulder

With small stone wedged underneath
chunky block

Base stone: 1½' W x 2' L

Stone size: 1' H x 14" L



#965 Three Stones on Top of Boulder

Base stone: 1' H x 2' W x 2½' L

Stone sizes: Large, medium, small



#966 Seven Stones on Top of Boulder

One Stone Attached/Leaning

Base stone: 1' H x 2' W x 3' L

Feature: Big-Little (Large stone
juxtaposed against small stone)

Stone sizes: Extra large, large, small



#967 Mound on Ground

Feature: High-Low (one side is high opposite side is low)

Large stone piled up on one end

Small stone in low mound

attached to taller mound of large stones

Cairn: High side 20" H Low side 6" H
3' W x 7' L

Stone sizes: Large, medium, small



#968 Single Layer of Stones on Top of Boulder

On top: Two large stones, three medium stones, two small stones

On side: Two medium stones

Cairn: 3' W x 4' L



#969 Multi-Stone, Non-Mound on Top of Boulder

Cairn: 1½' H x 2½' W x 3' L

Stone sizes: Large, medium, small



#970 Propped Stone Slab on Top of Boulder

One support stone
Slab laid flat on top
Shape: Semi-rectangular



#971 Six Stones on Top of Boulder

Base stone: 6" H x 2' W x 3' L
Feature: Two small quartz stones
Big / Little (large stones
juxtaposed against small stones)
Stone sizes: Large (4), small (3)



#972 Double Boulder Split Stone Cairn

Four upright rectangular stone slabs inside
split
Cairn: 1' H x 3' W x 4' L
Stone sizes: Large, medium



#973 Double Boulder Split Stone Cairn

One stone bridges split, creates tunnel underneath open from side to side
Split is open, no stones inside
Large rectangular slab leaning against base stone
Feature: Tunnel underneath (arrow)
Cairn: 1' H x 3' W x 4' L
Stone sizes: Extra large, large



#974 Double Boulder Split Stone Cairn

Three or four stones inside split, one is a stone slab leaning against interior sidewall
Cairn is low to ground
Stone sizes: Large



#975 Double Split Stone Cairn & Mound on Top of Boulder

This boulder has a double split. One split is narrow, no stones inside. Second split has a few stones inside.
There is a mound of stones on top of the split boulder
A single rectangular stone slab leaning against the exterior side (arrow)
Cairn: 3' H x 4' W x 6' L
Stone sizes: Large, medium, small



#976 One Stone on Top of Boulder

Base stone: Surface level, 3" H x 2' W x 2' L

Stone size: Extra large, 1' H x 1' W x 2' L



#977 Single Layer of Stones on Top of Boulder & One Stone Attached

Cairn: 1½' H x 3' W x 6' L

Feature: Rectangular stone slab leaning against side

Stone sizes: Large, medium, small



#978 Double Layer of Stones on Top with Two Stacks on End

Stones stacked on low end of base stone bringing the height of the cairn up to the double layer of stone on top on the high part of the base. Large stones on outer edge and small stones in middle

Cairn: 2½' H x 3' W x 5' L

Feature: One quartz stone, white, medium

Stone sizes: Large, medium, small



#979 Propped Stone & Attached Stone

Propped stone was supported by a medium sized stone which it self was propped by a thin support stone. Thus there are two propped stones integrated in this cairn to prop the main stone up in a desired position.

A rectangular slab was attached to the base stone

Cairn: 2½' H x 2' W x 4' L

Stone sizes: Large, medium



#980 Eight Stones on Top plus One Small Support Stone

Cairn: 2' H x 3½' W x 5' L

Stone sizes: Large, small (1)



#981 Three Stones on Top of Boulder

Cairn: 1½' H x 1½' W x 2½' L

Feature: Big/Little

Stone sizes: Large (1), small (2)



#982 One Stone on Top of Boulder

Base stone: 1' H x 4' W x 5' L

Stone size: 12" W x 16" L



#983 Vertical Walled with Stone Fill on Boulder/on Ground

Cairn: 3' 5" H x 11' L x 10' L

Shape: Triangular (see drawing)

Feature: One quartz stone (Steve's notes)

Stone sizes: Large, medium, small



#984 Line of Stones piles up on Top of Boulder & on Ground

Base stone: 3' 4" W x 11' L

Cairn: 1½' H x 2½' W x 7' L

Stone sizes: Large, medium



#985 Eight Stones on Top of Boulder

Base stone: 1' H x 3' W x 4' L

Stone sizes: Large, medium



#986 Low Mound on Top Boulder & on Ground

Base stone 9" H x 2½' W

Cairn: 3' W x 7' L

Stone sizes: Large, medium, small



#987 Open-End/Closed-End on Top of Boulder

Opening narrow

Large stones on exterior


Small stone on interior

Feature: a little stacking in exterior wall
(arrow points to stacking)

Quartz stone, not shown in
photos, Steve's notes

Cairn: 3' H x 4' W x 4' L

Stone sizes: Large, medium, small



#987 (Continued)

Narrow “open-end” – It is intentional design feature not the result of collapse



#988 Four Stones on Top of Boulder

Base stone: 2' H x 3' W x 3' L
Stone sizes: Large, medium



#989 Multi-Stone, Non-Mound on Top of Boulder

Three stones separate from tight group
Feature: One quartz stone, small
Cairn: 2' H x 2½' W x 3' L
Stone sizes: Large, medium, small




#990 Two Stones on Top of Boulder

Large chunky stone propped up on medium stone

Base stone: 1' W x 3' L

Stone sizes: Large, medium



#991a Split Stone Cairn

Split narrow on one end and wide on opposite end

Split filled with small & medium stones

Single layer of stones scattered on top of boulder

Feature: Walking Up Side - Four stones in a line going up side of base stone

Base stone: 1½' H x 5' L



Note: Another split stone cairn filled with small stones is at the Cuttyhunk Brook Site, it is cairn #25

#991b Double Boulder Split Stone Cairn

Line of stone on ground between two boulders (one boulder is the split stone forming cairn 991a)

Two stones on top of second base stone (without split)

Cairn: 18" W x 7' L

Stone sizes: Large, medium



#992 Single Layer of Stones on Top of Boulder

Base stone: 4½' H x 6' L

Cairn: 3' W x 4' L

Stones separated by size:

Group of large & medium stones

Group of small stones

Feature: High/Low

Quartz, Steve's notes

Stone sizes: Large, medium, small, extra small



993 Six Stones on Top of Boulder

Cairn: 3' H x 4' L

Stone sizes: Large (3), small (3) (support stones)



#994 One Stone on Top of Boulder

Base stone: 10" H x 2' W x 4' L

Stone size: 1' x 1' Large



#995 Mound on Top of Boulder

Base stone: 14" H x 3' W x 5' L

Stone sizes: Extra large, large, medium, small



#996 Open-End/Closed-End on Top of Boulder

Base stone: 3' W x 5' L

Cairn: 2' H x 3' W x 3' L

Vertical wall on one side and high boulder on other side

Stone sizes: Extra large, large, medium, small



#997 Three Stones on Top of Boulder

Base stone: 18" H x 2½' W x 4' L

Stone sizes: Large (2), medium (1)



#998a Multi-Stone, Semi-Mound on Top of Boulder

Cairn: 20" H x 2' W x 3' L



Stacking – large stones

Piling up – medium & small stones

Two are separate and integrated at same time

Hollow space – narrow top down to bottom (feature?)

Stone sizes: Large, medium, small



#998b Two Stones on Top of Boulder

Base stone 2' L
Stone size: Large



#999 Rock Stack on Top of Boulder

Three stones: Two form the stack, third was used as a wedge to adjust bottom slab
Cairn: 2' H x 2' W x 2' L
Stone sizes: Extra large, large, medium



#1000 Two Stones on Top of Boulder

Cairn: 1' H x 1' W x 1½' L
Stone size: Medium



#1001 Multi-Stone, Non-Mound on Top of Boulder

Base stone: 16" H x 5' W x 5' L

Extra large and large stones surround smaller stones

Stone sizes: Extra large, large, medium, small




#1002 Semi-Propped Stone

Propped stone was placed on two base stones: on edge of higher base stone and on edge of lower base stone

Cairn: 18" H x 2' W x 3' L

Stone size: Large



#1003 Two Stones Semi-Propped

Two slabs one propped up by base stone and second leaning on bottom propped stone thus propping it too.

Stone sizes: Extra large, large

41° 29' 6.7296" N

71° 45' 23.6429" W



#1004 Mound Like on Top of Boulder

Cairn: 2½' H x 4' W x 4' L

Same separate large and small piling of stones as seen in cairn 998a

Stone sizes: Large, medium, small, extra small



#1005 Multi-Stone, Non-Mound on Top of Boulder

Cairn: 2½' H x 2' W x 5' L

Feature: One white quartz

Large stones surround small interior stones

Stone sizes: Large, medium, small



#1006 Rock Stack on Top Boulder & One Stone Slab Leaning (Half buried in humus)

Two stones high

Cairn: 2' H x 2' W x 2' L

Stone size: Large



#1007 One Stone on Top of Boulder

Base stone: 1' H x 2' W x 3' L

Stone size: 1' H x 1½' L



#1008 Rock Stack on Top of Boulder

Two stones high

Base stone: 2' W x 3' L

Stack: 14" H

Stone size: Large



#1009 Two Stones on Top of Boulder

Side by side

Base stone: 2' W x 6' L

Stone size: Large



#1010 Multi-Stone, Non-Mound on Top of Boulder

Base stone: 1' H x 5' W x 7' L

Cairn: High 2', Low 3"

Feature: High/Low

Stone sizes: Large, medium, small

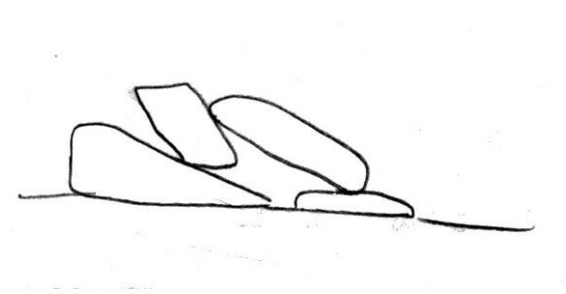


#1011 Two Stones on Top of Boulder

Semi-propped

Cairn: 20" H x 3' W x 3' L

Stone size: Large



#1012 One Stone on Top of Boulder

Base stone: 1' H x 2' W x 3' L

Stone size: 1' H x 1' W, large



#1013 Two Stones on Top of Boulder

Side by side

Base stone: 1' H x 2' W

Stone size: Large



#1014 Open-End/Closed-End on Top of Bedrock

Cairn: 2½' H x 4' W x 8' L

Feature: White quartz, large in exterior wall

Stone sizes: Extra large, large, medium, small



#1015 One Stone on Top of Boulder

Stone size: 20" H x 18" W x 2' L, extra large



#1016 One Stone on Top of Boulder

Base stone: 1' H x 2' W x 3' L

Stone size: Large



#1017 Four Stones on Top of Boulder

Arranged: Two slabs and two slabs, each has the slabs on top of each other leaning against the base stone

Base stone: 1' H x 2' W x 3' L

Stone sizes: Large, medium



#1018 Multi-Stone, Non-Mound on Ground

Cairn: 18" H x 2' W x 3' L

Stone sizes: Large, medium, small



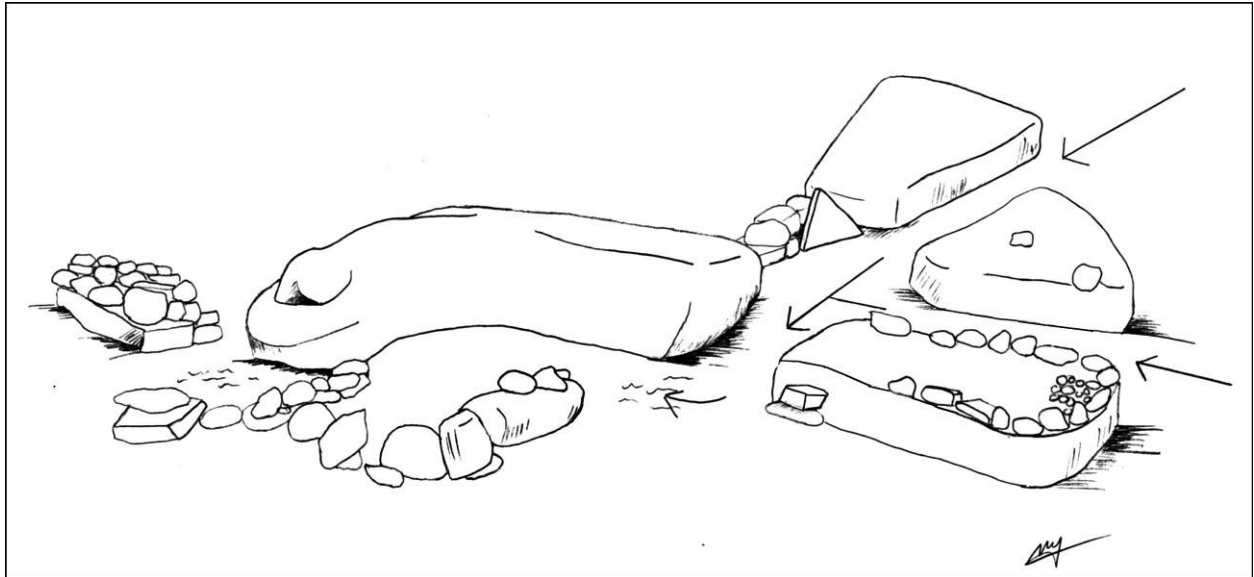
#1019 Serpent Shaped Enclosure Attached to Boulder

Two potential effigies were incorporated: *Boulder* and *Line of Stones*

Boulder Effigy: a protrusion can be interpreted as a head and the elongated shape of the base stone as the body

Serpentine Line of Stones Effigy: a line of stones on the ground in an S shaped layout is interpreted as a serpent

- The serpentine line of stones makes contact with the boulder (effigy) midway along its length. The curved out section forms an enclosure 5' across.
- Adjacent to the boulder's end with the protrusion (serpent's head) is a small pool of water
- The structure is likely a double serpent connected with water. The enclosure was used by a person, probably the shaman leading the ceremony. It was a way for the shaman to make contact with the serpent.



Drawing from *Land of A Thousand Cairns* (2017) (reprinted with permission)



Top down view of serpent enclosure. It physically connects with the boulder at one point.



Enclosure in foreground and numerous other structures in the background



View of the protrusion which can be interpreted as a “head” of an effigy



Side view of boulder



View of serpentine wall creating enclosure

#1020 Number Not Used

#1021 Three Stones on Top of Boulder

Slab propped up by two support stones

Base stone: 18" H x 2 ½' W

Stone sizes: Large, medium



#1022 Split Stone Cairn

Base stone: 2' H x 3' W

A - Eight Stones on top boulder
(one is a support stone under the edge of a large stone)

Stone sizes: Large (1), medium (1), small (6)



B - Three stones inside split
Stone size: Medium



#1023 Split Stone Cairn

Three splits, possibly four splits

Base stone: 2' H x 3' W x 5' L

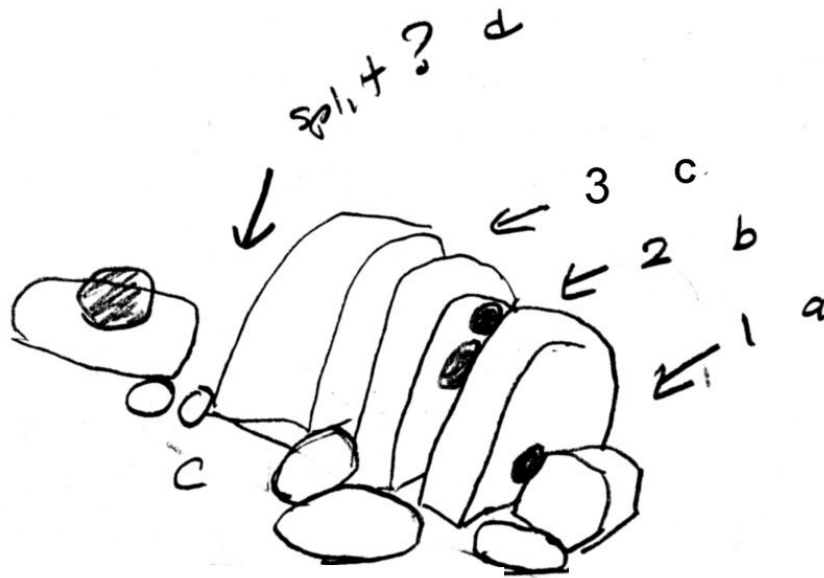
Splits: A One stone inside

B Two stones inside

C Zero stones inside

D Two stones inside

Stone sizes: Medium, small



#1024 Three Stones on Top of Boulder

Pair of stones forming a split in front of
cairn appear to be natural
Stone size: Medium



#1024A Multi-Stone, Non-Mound Attached to Boulder

Separate cairn from 1024, no association
Base stone: 2' H x 3' W x 4 1/2' L
Stone sizes: Extra large, large, medium,
small



1025A and 1025B separate cairns next to each other

#1025A Split Stone Cairn

Base stone: 18" H x 4' W x 5' L

Split: stones in half, opposite half no stones

On Top: stones extend out onto the top

Stone sizes: Large, medium



#1025B Boulder with Stone Around Base

Base stone: 3' H x 4' W x 5' L

Stone sizes: Large, medium



#1026 One Stone Attached to Boulder & One Stone on Top of Boulder

Base stone: 1' W x 2' L

Stone sizes: Extra large, large



#1027 Split Stone Cairn

Base stone: 4' H x 4' W x 5' L
Split: One stone wedged inside
Two stones on top of split
Stone size: Large



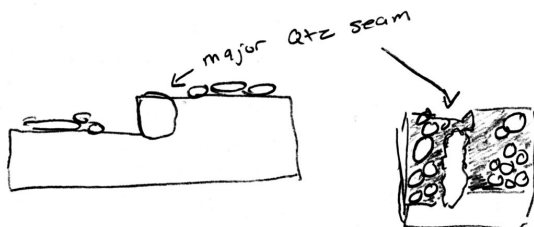
#1028 Multi-Stone, Non-Mound Attached to Boulder with Stone Tail

Base stone: 1' H x 4' L
Cairn: 2' H x 4' W x 5' L
Feature: Tail made up of three large stones
Stone sizes: Large, medium, small



1029 Multi-Stone, Non-Mound on Top of Boulder

Base stone: 2' H x 4' W x 7' L
Feature: Ten quartz stones
Large quartz seam across width of boulder, see illustration
Stone sizes: Extra large slabs, large, medium, small



#1030 Cairn?

Could be natural



#1031 Six Stones on Top of Boulder

Base stone: 1' H x 2' W x 2' L

Stone size: Medium



#1032 Double Layer of Stones on Top of Boulder with Niche Attached to Boulder

Base stone: 2' H x 3' W x 7' L

Feature: Niche – 4" H x 1' W

Three quartz stones, white, small

Stone sizes: Large, medium, small



Arrow points to niche

#1033 Two Stones on Top of Boulder & One Slab Attached to Boulder

Slab – semi-rectangular shaped
Base stone: 1' H x 2' W x 3' L
Stone sizes: Large, medium



#1034 Double Layer of Stones on Top of Boulder

Base stone: 14" H x 2 ½' W x 2 ½' L
Stone sizes: Large, medium, small



#1035 Two Stones on Top of Boulder

Base stone: 1' H x 1½' W x 3' L
Stone size: Small



#1036 Multi-Stone, Non-Mound on Top of Boulder & One Stone Attached to Boulder

Base stone: 16" H x 3' W x 4' L
Stone sizes: Large, medium, small



#1037 One Stone on Top of Boulder

Base stone: 6" H x 2' W x 2' L
Stone size: Large



#1038 Split Stone Cairn

Base stone: 4' H x 3' W x 7' L
Stones fill top of split, whole length
Stone sizes: Large, medium



#1039 Multi-Stone, Non-Mound on Top of Boulder

Base stone: 1' H x 3' W x 6' L

Stone sizes: Large, medium, small



#1040 One Stone on Top of Boulder

Base stone: 1' H x 2' W x 2' L

Stone size: Medium



#1041 One Stone on Top of Boulder

Base stone: 3 ½' H x 3' W x 4' L

Stone size: Medium



#1042 Single Layer of Stones on Top of Boulder

Fourteen stones

Base stone: 16" H x 3' W x 3' L

Feature: Quartz, white, small

Stone sizes: Large, medium, small



#1043 Five Stones in Notch on Top of Boulder


Base stone: 1' H x 2' W x 3' L

Stone sizes: Medium, small



#1044 Two Stones in Notch & One Stone Leaning Against Boulder & Two Stones on Side of Boulder

Base stone: 4' H x 13' L



#1044 Continued

A - Two Stones in Notch

Stone size: Large



B - One Stone Leaning Against Boulder

Stone size: Medium



C - Two Stone on side of Boulder

Stone sizes: Large, small



#1045 Double Boulder Split Stone Cairn

Base stone: Boulder #1 - 2' H x 4'W x 4'L
Boulder #2 - 2' W x 3' L



A - Seven Stones on Top Boulder #1:
Five stones in tight group
Two stones separated



B - Four Stones on Top of Boulder #2



#1045 Continued

C - Split filled with stones

Stone sizes: Large, medium, small



1046 Seven Stone on Top of Boulder

Single layer

Base stone: 1' H x 5' L

Stone sizes: Large, medium



#1047 Odd Arrangement of Stones on Top of Boulder

Possibly a Horned Serpent

Eleven stones

Base stone: 4' H x 6' L

Stones flat except upright thick block on end

Stone sizes: Large, medium



#1047 Serpent Effigy on Top of Boulder



#1047 Continued



#1048 Four Stones on Top of Boulder

Base stone: 14" H x 5' L

Stone sizes: Large, medium



#1049 One Stone on Top of Boulder

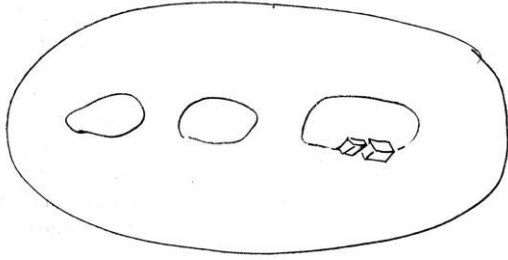
Base stone: 10" H x 2' W x 3' L

Stone size: Extra large



#1050 Five Stones on Top of Boulder

Base stone: 6" H x 4' W x 5' L
Stone sizes: Large (3), small (2)



#1051 Single Layer of Stones on Top of Boulder

Base stone: 18" H x 5' W x 5' L
Feature: Eight quartz stones
Stone sizes: Large, medium, small



#1052 Four Stone Attached to Boulder

Base stone: 2' H x 3' W x 7' L
Stone sizes: Extra large, large, medium



#1053 Split Stone Cairn

Base stone: 4 ½' H x 7' W x 12' L
(Glacial Boulder)


Split: No stones inside

Stone sizes: Large, medium, small

A - Single/Double Layer Covers Top of
Boulder

B - Stone Lower Shelf

C - Stones on 2nd Lower Shelf



#1054 Double Split Stone Cairn (A through C)

(A) One stone inside split (B) four stones on top (C) Four stones inside split

Base stone: 2' H (?) x 8' L

Split stone cairns 1053 and 1054 are next to each other



A - 1st Split narrow, crack like
One thin stone inside split
One cobble stone across top of split
Stone sizes: Medium, small



B - Four Stones on Top Boulder

Stone sizes: Medium



C - 2nd Split 5" wide

Four stones inside split

Stone sizes: Medium, small



#1055 Mound Attached to Boulder

Base stone: 1' H x 2' W x 3' L

Cairn: 2' W x 2 ½' L

Cairn under overhang of a glacial boulder

Stone size: Medium



#1056 One Stone on Top of Boulder

Base stone: 6" H x 1' L

Stone size: Large (1' long)



#1057 Split Stone Cairn (A through E)

(A) Two stones rock stack (B) One pink stone inside split (C) One stone on top with tiny support stone (D) Four stones attached to boulder (E) Tight group of eight stones attached to boulder

Base stone: 1' H x 2' W x 10' L



Side View



Top View

A - Two Stones Rock Stack

Stone size: Large



B - One pink stone inside split

Stone size: Medium



C - One Stone on top above split with tiny support stone

Stone size: Large



D - Four Stones Attached to Boulder

Stone sizes: Medium, small



E - Tight Group of Eight Stones Attached to Boulder

Feature: Six quartz stones

Stone sizes: Medium, small



#1058 Three Stones on Top of Boulder

Base stone: 2' H x 5' L

Stone size: Large



#1059 Four Stones on Top of Boulder

Base stone: 18" H x 3' W x 5' L

Stone sizes: Extra large (2), large (2)



#1060 Eight Stones on Top of Boulder

Base stone: 14" H x 3' W

Stone sizes: Extra large, large, small



#1061 Three Stones on Top of Boulder

Base stone: 6" H x 2' W x 2' L

Stone size: Large



#1062 Stone Wall Segment

Type: Double wide with narrow middle filled with medium and small stones

Top slants inward on both sides similar to Wall A construction

Wall A was determined to be a pasture wall

Historic construction

Size: 2' H x 3' W x 21' L

Stone sizes: Large, medium

Note there is a wall in the background of the bottom photo. This wall was likely a segment that was used in conjunction with wooden fencing to enclose an area.

Cairns in close proximity to the wall contain similar type and size of stones used in the wall. The fact they are still there shows the cairns were not used as a source of stone for the wall. This was determined by the logic that the cairns closest to the wall would have been the first to be used had these stone piles been built as storage piles for the wall. The fact they are still intact indicates these cairns were left alone by the wall builders or that they were built after the wall was built. At Casco Bay Maine the Euro-Americans respected the Two Brothers Cairns built to commemorate a peace treaty by the whites and Indians. Is this what happened here at Canonchet? Did the white settlers know about and respect the Native American ceremonial cairns by avoiding them and not using the stones in them?



#1063 Double Boulder Split Stone Cairn (A through C)

Base stone: #1 – 1½' H x 3' W x 6' L

A - Double Layer of Stones on Top of Boulder

Covers top of boulder

Stone sizes: Large, medium, small



C - Split with Line of Stones inside

Line of stones: 1' W x 6' L

Stone sizes: Extra large, large

Base stone #2 – 3' H x 9' L

Feature: Quartz seam



B - Stones Piled up on Edge

Stone sizes: Large, medium



#1064 Open-End/Closed-End on Top of Boulder

Base stone: 2 ½' H x 6' W x 12' L

A - Beginnings of Open-End/Closed-End
cairn

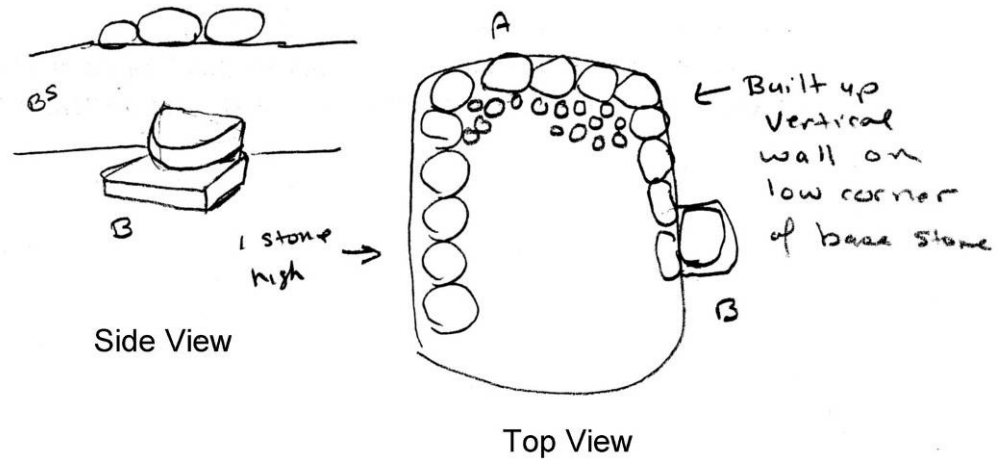
Stone sizes: Large, small



B - Two Stone Rock Stack Attached to
Boulder

Stone size: Large





#1065 One Stone on Top of Boulder

Base stone: Ground level, 1' W x 2' L

Stone size: 1' H x 1' W x 1' L



#1066 Eight Stones on Top of Boulder

Single layer, spread out

Base stone: 1' H x 4 ½' L

Stone size: Large



#1067 One Stone on Top of Boulder

Base stone: 10" H x 1' W

Stone size: Large, 1' H x 1' W



#1068 Five Stones on Top of Boulder

Base stone: Ground level

Two slabs stacked

Stone sizes: Extra large, large, medium



#1069 Two Stones on Top of Boulder

Base stone: Ground level, 1½' W x 2' L
Stone sizes: Large, medium



Cairns 1070A, 1070B, 1070C, and 1070D are separate non-related cairns

#1070A Four Stones Attached

Base stone: 1' H x 2' W x 3' L
Stone sizes: Large, medium




#1070B Two Stones on Top of Boulder

Base stone: 1' H x 1' W x 2' L
Stone sizes: Large, small



#1070C Two Stones on Top of Boulder

Stone sizes: Large, medium



#1070D Five Stones on Top of Boulder

Base stone: 3' W x 4' L

Stone sizes: Medium



#1071 Two Stone Rock Stack & Single Layer of Stones on Top of Boulder

Base stone: 6" H x 3' W x 4' L

Stone sizes: Extra large, large, medium



#1072 Single Layer of Stones on Top of Boulder

Eleven stones

Base stone: 6" H x 3 ½' W x 3' L

Stone sizes: Large, medium



#1073 Mound on Ground

Cairn: 1' H x 5' W x 6' L

Stone sizes: Extra large (1), large, medium



#1074 Three Stones on Top of Boulder

Base stone: 4' H x 3' W x 4' L

Stone sizes: Medium



#1075 Two Stones on Ground

One on top other

Cairn: 1' H x 1' W x 1' L

Stone sizes: Large, medium



#1076 Eight Stones on Top of Boulder

Base stone: 1' H x 4' W x 6' L

Stone sizes: Large, medium



#1077 Looks Natural

Stones on ground in rock strewn area



#1078 Looks Natural

Stones on ground in rock strewn area



#1079 – Mound Attached to Boulder

Base stone: 2' H x 1 ½' W x 3' L

Cairn: 2' H x 3' L

Feature: Pink quartz, medium

Stone sizes: Large, medium, small



#1080 Triple Split Stone Cairn

Base stone: 4' H x 5' W x 5' L

Split 1 – One stone inside

Split 2 – Filled with stones

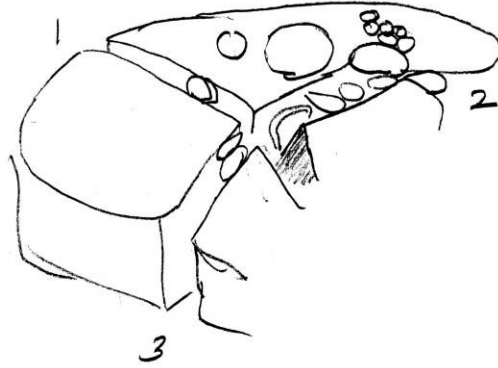
Split 3 – Two stones inside

On Top – Two stones & Separate Tight Group of Stones

Stone sizes: Extra large, large, medium, small



#1080 Continued



#1081 Single Layer of Stones on Top of Boulder

Eleven stones

Base stone: 1' H x 2' W x 4' L

Feature: Two quartz stones, small

Stone sizes: Large, medium, small



#1082 Single Layer of Stones on Top of Boulder

Eight stones

Base stone: 1' H x 3' W x 4'

Stone sizes: Large, medium, small



#1083 Single Layer of Stones on Top of Boulder

Six stones

Base stone: 1' H x 2' W x 4'

Stone sizes: Medium



#1084 Double Split Stone with Open-End/Closed-End inside Split

Base stone: 2' H x 7' W x 10' L

Split 1 – Vertical Wall on side one

(Closed-End) 2' H x 4' W

Slanted Mound (Open-End) spills out opposite side



#1084 Continued

Split 2 – Narrow split with three stones
wedged inside

Stone sizes: Extra large, large, medium,
small



#1085 Double Split Stone

Low to Ground

Base stone: 6" H x 3' W x 3' L

Stones in both splits

Stone size: Medium



#1086 Multi-Stone, Non-Mound on Top of Boulder

Base stone: 18" H x 4' W x 4' L

Feature: Two quartz stones, small

Stone sizes: Large, medium, small



#1087 Eight Stones on Top of Boulder

Base stone: 2 ½' H x 3' W x 9' L

Feature: Big – Little Three large stones form a box around a small stone

Stone sizes: Large, medium, small



#1088 Two Stones on Top of Boulder & One Stone Attached to Boulder

Base stone: 1' H x 2' W x 4' L

Stone sizes: Large, medium



#1089 Double Layer of Stones on Top of Boulder

Base stone: 1' H x 3' L

Stone sizes: Large, medium, small



#1090 Single Layer of Stones on Top of Boulder

Base stone: Ground level, 5' W x 5' L
Feature: Three quartz stones, small
Stone sizes: Large, medium, small



#1091 Five Stones on Top of Boulder

Single layer
Base stone: 4' H x 3' W x 3' L
Stone sizes: Medium (3), small (2)



#1092 Five Stones on Top of Boulder

Base stone: 2' H x 3' L

Stone sizes: Medium, small



#1093 Stones on Top of Boulder Trail to Ground

Cairn: 1' H x 5' W x 6' L

Feature: Quartz, small

Stone sizes: Large, medium, small



#1094 Mound on Ground

Cairn: 3' W x 5' L

Stone sizes: Extra large, large, medium, small



#1095 Single Layer on Top of Boulder

Seven, plus stones

Base stone: 1' H x 3' W x 4' L

Stone sizes: Medium, small



#1096 Mound on Ground

Cairn: 1' H x 4' W x 7' L

Stone sizes: Large, medium, small



#1097 Two Stones on Top of Boulder

Base stone: 2' W x 3' L
Stone sizes: Extra large, large



#1098 Three Stones on Top of Boulder

Base stone: 1' H x 2 ½' W x 3' L
Stone sizes: Large



#1099 Mound on Ground

Cairn: 2' H x 4' W x 4' L
Stone sizes: Large, medium, small



#1100 Mound on Ground

Cairn: 18" H x 4' W x 5' L
Stone sizes: Large, medium



#1101 Single Layer on Top of Boulder Trails to Ground

Base stone: 2' H x 4' W x 5' L
Stone sizes: Medium, small (majority)



#1102 Mound Attached to Boulder

Base stone: 2' H x 2' W x 3' L
Cairn: 5' W x 6' L
Stone sizes: Large, medium, small



#1103 Mound on Ground

Cairn: 1' H x 4' W x 4' L

Stone sizes: Large, medium, small



#1104 Mound on Top of Boulder

Base stone: surface level x 3' W x 7' L

Cairn: 6''H to 2'H x 2' - 4' W x 7' L

Stone sizes: Large, medium, small



#1105 Single Layer on Top of Boulder

Base stone: 1' H x 2' W x 2' L

Stone size: Medium



#1106 Double Boulder Split Stone or Mound Attached?

Stones inside split

Base stone: 6" H x 3' W x 5' L

Stone sizes: Large, medium



#1107 Three Stones on Top of Boulder

Base stone: buried

Stone sizes: Large, medium



#1108 Four Stones on Top of Boulder

Base stone: 1' H x 2' W x 3' L

Stone sizes: Large, medium



#1109 Split Wedge Cairn

Base stone: 3' H x 4' L

Stone size: L (1'L x 10"W)



#1110 One Stone on Top of Boulder

Base stone: 4" H x 3' W x 4' L

Stone sizes: Large & Flat



#1111 Multi-Stone, Non-Mound on Top of Boulder

Stacking on end

Base stone: 18" H x 4' W x 8' L

Stone sizes: Large, medium, small



#1112 Multi-Stone, Non-Mound on Top of Boulder

Base stone: 6" H x 2' W x 4' L

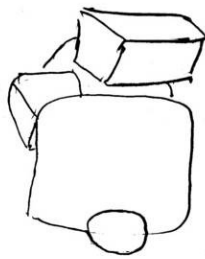
Stone sizes: Extra large, large, medium

Feature: Rectangular slab in upright position (held there by stones on two sides, see illustration)




Rectangular slab





Back
Rectangle



A + B support
stones to hold
Rectangular
slab upright
C - holds rect.
in place on back
side - keeps it
from sliding down

#1113 Mound on Top of Boulder

Base stone: 6" H

Cairn: 2' H x 4' W x 4' L

Stone sizes: Large, medium, small



#1114 Mound on Top of Boulder

Base stone: 18" H x 3' W x 5' L

Cairn: 6" H x 2' W x 3' L

Feature: Large flat square slab attached
(may be symbolic rectangle)

Quartz, pink/gray

Stone sizes: Large, medium, small



#1115 Three Stones on Top of Boulder

Base stone: 18" H x 2 ½' W x 4' L
Stone sizes: Large, medium



#1116 Single Layer on Top of Boulder

Base stone: 2' H x 4' W x 7' L
Feature: One stone separated
Stone sizes: Large (1), medium, small



#1117 Single Layer on Top of Boulder

Eight stones show
Base stone: 6" H x 2' W x 5' L
Stone sizes: Large, medium



#1118 Niche – See-Through Design

Roof stone propped up on two ends about
three inches off the ground
Interior: 3" H x 1' W x 1'2" L



#1119 Six Stones on Top of Boulder

Base stone: 2' W x 5 ½' L
Stone sizes: Extra large (1), medium



#1120 One Stone on Top of Boulder

Base stone: 10" H x 2' W x 3' L
Stone sizes: Large



#1121 Mound on Top of Boulder

Base stone: 8" H x 5' W x 6' L

Stone sizes: Large, medium, small



#1122 Two Stones on Top of Boulder

Base stone: 14" H x 18" W x 3' L

Stone sizes: Extra large, large



#1123 Double Layer on Top of Boulder

Base stone: 6" H x 3 1/2' W x 6' L

Stone sizes: Large, medium



#1124 Single Layer on Top of Boulder

Base stone: 2'2" H x 4' W x 7' L
Stone sizes: Medium, small



1125 Single Layer of Stones on Top of Boulder

Base stone: 1' H x 3' W x 6' L
Covers 2/3's of top
Stone sizes: Medium, small



1126 Mound Attached to Boulder

Base stone: 2' W x 4' L
Cairn: 18" H x 4' W x 5' L
Stone sizes: Large, medium, small



1127 Mound Attached to Boulder

Cairn: 1' H x 5' W x 10' L

Feature: Three quartz stones (2 small, 1 medium)

Stone sizes: Large, medium, small



1128 Split & Fractured Stone in Layers

Likely natural



1129 Stones Attached to Outcrop

Three cairns: A, B, C (see drawing on next page)

A- 3' W x 5' L

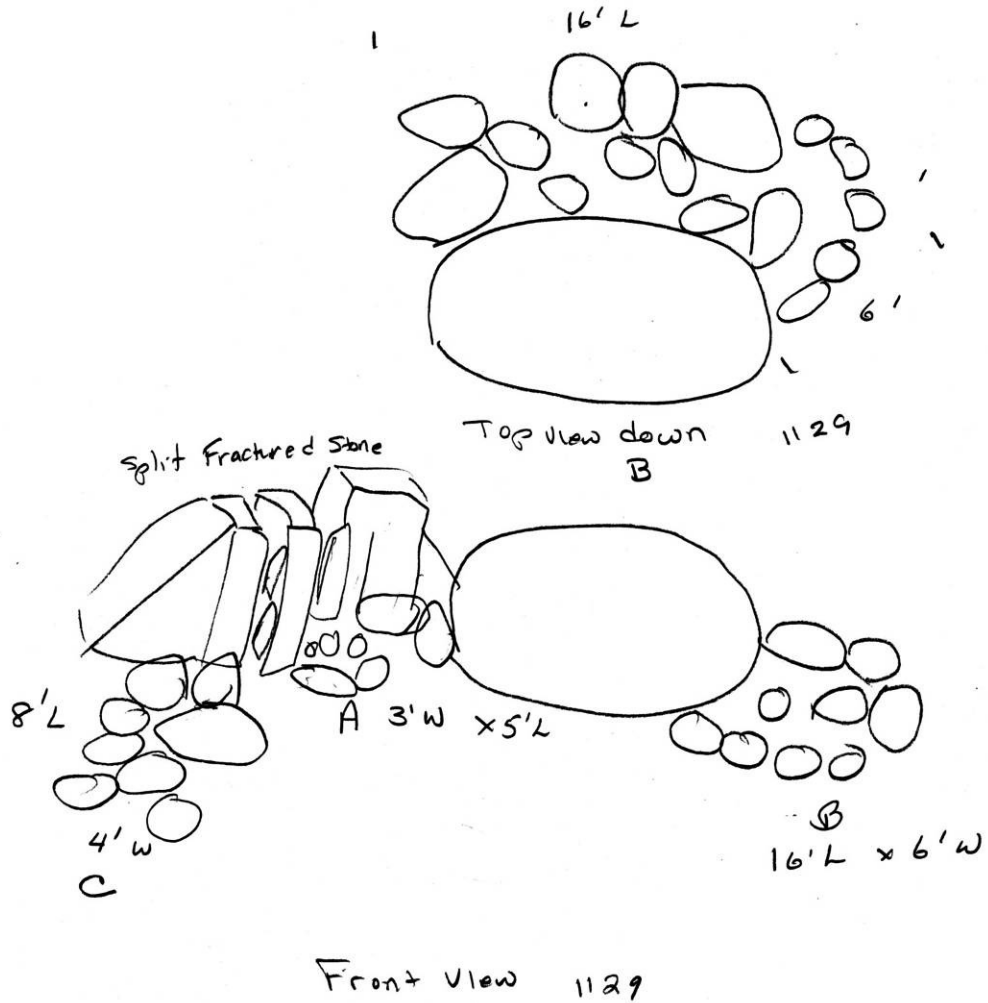
B- 6' W x 16' L

C- 4' W x 8' L

Stone sizes: Extra large, large, medium



Overall photo



Cairn A



Cairn B



Cairn C



1130 One Stone on Top Boulder

Base stone: 8" H x 2' W x 3' L

Stone size: Large



1131 Elongated Pile of Stones

Cairn: 1½' H x 2'-3' W x 10' L

Stone sizes: Extra large, large, medium



1132 Mound on Ground

Cairn: 18" H x 3' W x 8' L
Stone sizes: Large, medium




1133 Single Layer of Stones on Top Boulder

Cairn: 1' H x 2' W x 5' L
Base stone: Surface level x 3' W x 6' L
Stone sizes: Large, medium, small



1134 Multi-Stone, Non-Mound Attached to Boulder

Base stone: 6" H x 2' W x 3 1/2' L
Cairn: 5' W x 6' L
Stone sizes: Large, medium



1135 Elongated Arrangement on Ground

Cairn: 1' H x 2' W x 6' L
Stone sizes: Large, medium




1136 Single/Double Layer of Stones on Top Boulder

Base stone: 2 ½' H x 7' L
Cairn: 4' W x 5' L
Stone sizes: Large, medium, small



1137 A- Mound on Top Boulder & B- Mound Attached to Boulder

Cairn A: 2' H x 4' W x 5' L
Cairn B: 2' W x 2' L
Stone sizes: Large, medium
Photos: 114, 116



1138 Stones were piled in a general area

Difficult to discern individual cairns in photos, too clustered

Evident man built them but for what purpose?

Lots of fallen tree damage to structures.

Modern house

Thrown stone wall

Although some stone is the same as found in the wall there are issues:

- 1) Wall is complete
- 2) Some stones in piles are too small for wall stones



1139 Three Stones Appear to be Intentionally Arranged on Surface Bedrock

Boulders: 18" H x 4' W



1140 Multi-Stone, Non-Mound Attached to Boulder

Cairn: 2' H x 3' W x 4' L
Stone sizes: Large, medium



1141 Three Stone on Top Split Stone

Cairn: 2' H x 2' W x 7' L
Stone sizes: Large



1142 Rectangular Stone Slab Leaning

Slab: 4" Thick x 18" W x 2' L



1143 One Stone on Top Boulder

Base stone: 10" H x 2' W x 3' L

Stone size: Large



1144 One Stone on Top Boulder

Base stone: 6" H x 2' W x 3' L

Stone size: Large



1145 Double Split Stone Cairn

Base stone has two splits with stones inside each one

Base stone: 18" H x 5' L

Stone sizes: Large, small



1146 Double Layer of Stones on Top Boulder

Base stone: 6" H x 4' W x 4' L

Cairn: 1' H x 3 1/2' W x 4' L

Stone sizes: Large, medium, small



1147 Elongated Arrangement of Stones Appears Man-Made

Cairn: 1' H x 2' W x 6' L

Stone size: Large



1148 Mound on Ground

Cairn: 18" H x 5' W x 11' L
Stone sizes: Large, medium



1149 Multi-Stone, Non-Mound on Ground

Cairn: 18" H x 3' W x 5' L
Stone sizes: Large, medium



1150 Split Stone with Three Attached Cairns

A - Split Stone Cairn

One stone inside split

One stone on top base stone

Base Stone: Side 1- 2' H x 2' W x 7' L

Side 2- 2' W x 2' L

Stone sizes: Extra large, medium



B - Elongated Cairn

Cairn size: 2' W x 6' L

Stone sizes: Large, medium



C - Layer of Tiny Stones on Top Boulder

Cairn size: 2' W x 3' L

Stone size: Extra small (tiny)



1151 Five Stones on Top Boulder

Base stone: 3' H x 6' W x 7' L

Stone sizes: Large, medium



**1152 Stacked or Naturally
Fractured/Layered Stones**

Size: 1' H x 1' W x 2 ½' L



**1153 Single Layer of Stones on Top
Boulder**

Base stone: 1' H x 4' W x 5' L
Stone sizes: Large, medium



1154 One Stone on Top Boulder

Base stone: 8" H x 2' W x 2' L

Stone sizes: Large



1155 Split Stone with Upright Triangular Stone & Two on Boulder Cairns

A - Triangular Stone inside split

Size: 2' W x 2' H x 6" Thick (approximate)





B - Single Layer of Stones on shelf of base stone

Cairn: 2' W x 2' L

Stone size: Small

Feature: Two quartz stones



C - Low Mound on Top Boulder

Cairn: 4' W x 5' L

Stone sizes: Large, medium, small



1156 Four Stones on Top Boulder

Stone sizes: Extra Large, large, medium



1157 Single Layer of Stones on Top Boulder

Base stone: 18" H x 5' W x 9' L

Stone sizes: Large, medium



1158 Split Stone Cairn with Triangle

Triangle is side 1 of base stone: 1' H x 3' W x 3' L

Base stone side 2: 1' H x 3' W x 3' L

Stone sizes: Medium, small



#1158 Split Stone Cairn
with triangle



1159 Two Stones on Top Boulder

Base stone: 6" H x 2' W x 3' L

Stone size: Medium



1160 Four Stones on Top Boulder

Base stone: 18" H x 4' W x 6' L

Stone size: Medium

Feature: Two stone with curved edges appear to be a matched set of a single stone split in two



**1161 Double-Triple Layer of Small Flat
Stones on Top of Boulder**

Base stone: 14" H x 2' W x 4' L

Stone sizes: Medium, small, extra small



Sub-Site at Top of Hill

A large expanse of exposed bedrock was utilized as a sub-site area. The central area of bedrock rises above the surrounding bedrock forming a low dome. The main focus is three perched boulders in a triangular layout. The layout appears to be intentional and may define a large enclosure. In the northeast corner of the sub-site was a tight group of three conical cairns. Cairns were scattered through the area. Many had small and medium size stones.

Perched Boulders

- (1) Flat stones under, cairn attached to side
- (2) Open space underneath
- (3) Cairn attached to side

Cairns Designs Noted in Immediate Area


Group of three conical cairns

On top of bedrock

On top of boulder

Attached to perched boulder

Crescent shape on bedrock



Three perched boulders in triangular layout

Perched Boulder #1



Perched Boulder #2



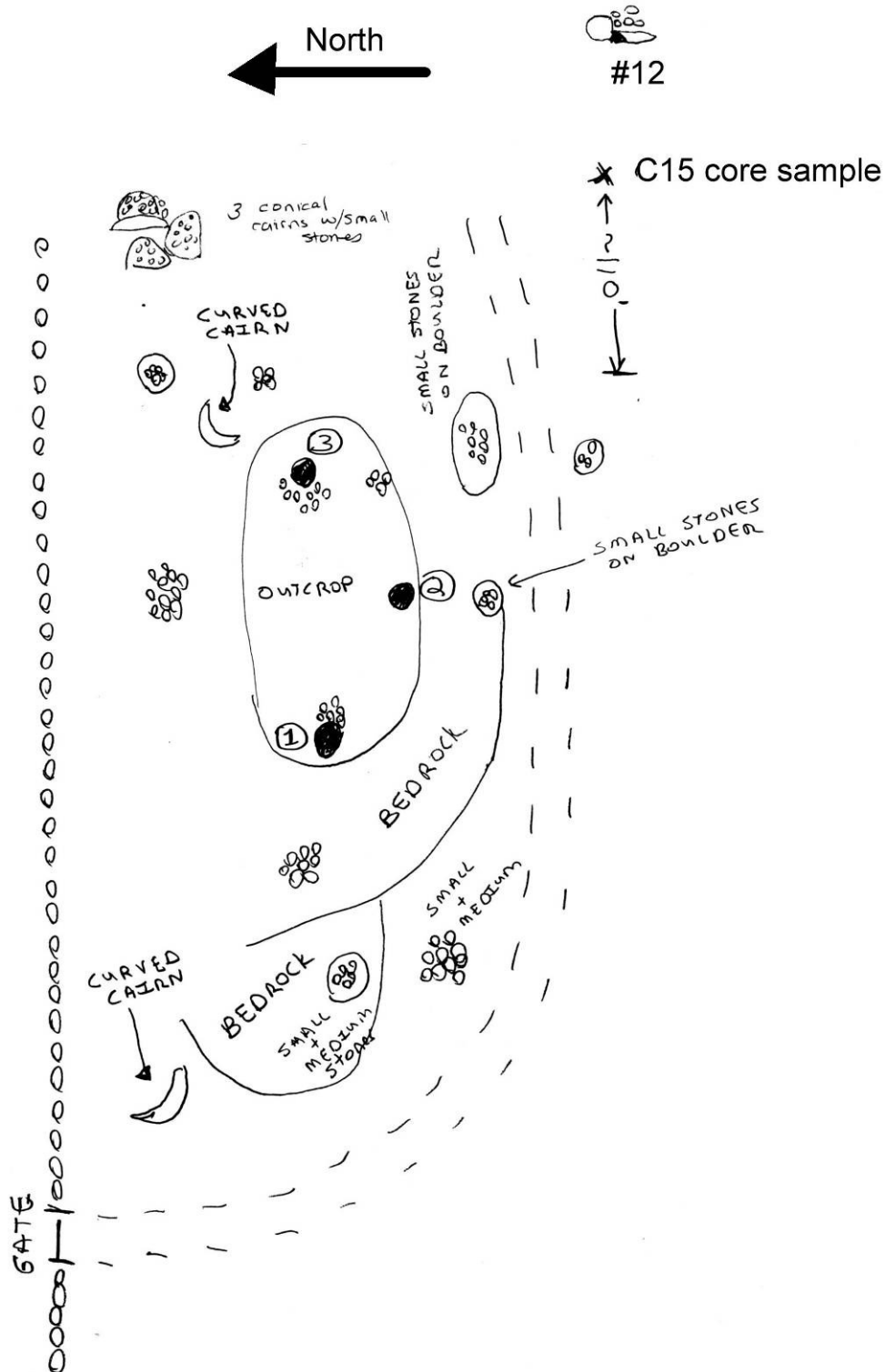
Perched Boulder #3



Canonchet Brook Site 6
Hopkinton, RI
8/11/2016

Sub-Site Within larger Site

Exposed Bedrock
3 perched stones in
a triangular layout
Numerous cairns many with
small & medium stones



Field Sketch of Sub-Site with Three Perched Boulders

Sub-Site (continued)

Crescent shaped cairn



**Example of the small stones
being found in the cairns**



Stone Wall A

Design: Double Wall with Fill.

Construction:

Length #1

Two separate walls with a space in between them

Vertical sides, semi-faced off, semi-flat faced

Exterior wall stones: Large boulders, mostly smooth

Interior fill: Medium and small stones, interior was filled after the two side walls were built

Top: Slants inward on from both sides with a dip down the middle

Size: Length not taken, Height 2 ½' to 3', Width 2'



Length #2

At the point the wall angles it becomes a wide mound

Stone sizes: Extra large, large, medium

Size of mound: 5' to 6' wide by 1' high

The mound has the proper stone sizes to construct a wall therefore it is interpreted as a wall building pile of stones



Wall B

Designs: Double Wide; Single Wide; Lace Wall

Size: No measurements available

Stone sizes: Extra large, large, medium

Stone types: Slabs, cobbles, irregular, most semi-smooth surface

Double Wide: No interior fill,

Top slants inward from both sides dipping in the middle



Single Wide: Short segment with poor workmanship



Single Wide: Tight fitting stones; single stone wide design was used by several builders and in various segments, one area was built between large outcrops, and another long segment is continuous and intact



Lace Wall: Stones are placed to create holes between them, it is a specific wall design developed in Galloway, Scotland (Gage, Gage, 2012 edition, 20)



Wall C

Size: 2' to 2 ½' H x top 14" W, bottom/base 18" W x 50' Long

Design: Single Wide – Tight fitting stones, up to a short section on the opposite end

Top capped with a flat stone

Collapsed Segment – short, behind triangular effigy stone

Effigy Stone: Large sharp-edged, triangular block, rough surface, propped up on base stone to make it tilt upwards slightly, faces west; Split with plug & feather method – half round holes

Stone sizes: Large, medium, small chinking stones, mixed rough and semi-smooth surfaces



West End of Wall



East End of Wall



Side View



Top View

Brightman Cemetery

Walled-in cemetery (no entrance)

Three headstones: Thomas, Thankful (wife), Joseph (son)

Size: 2' H x 16" to 18" W

Design: Single Wide – tight fitting stones, top capped with a flat stone

Stone sizes: Extra large slabs and boulders, large slabs and boulders, medium stones (a few), mixed rough surfaces and semi-smooth surfaces



Retaining Wall behind Brightman/Foster Double House

Type of Stones: Flat faced blocks and slabs

Size of Stones: Extra large thick and thin, large blocky stones, and chinked with medium stones



House Cellar

Size: 12' x 12'

The cellar is located on a wide level area between the retaining wall and the road. It has exterior entrance on the east side through the embankment slope.



Exterior entrance

Foundation (cider mill)

24 x 18 feet by 3 feet deep

This foundation is located on the “cider mill lot” referenced in the deeds. It is believed to be the remains of the mill.

