

#199 (continued)

Triangular shaped stone projects out from under another stone



#200 Mound on Top of Boulder

Base stone: 2 ½' H x 4' W x 6' L

Cairn: 1' H x 4' W x 6' L

Stone sizes: Extra large, large, medium, small



#201 Four Plus Stones on Top of Boulder

Top down view shows four stones →

Side view (next page) shows several small stones underneath and in between

Base stone: 3' W x 3' L

Stone sizes: Large, medium, small



#201 (continued)

Side view



#202 Multi-Stone, Non-Mound on Ground

Cairn: 16" H x 2' W x 3' L
Stone sizes: Large, medium, small



#203 One Stone on Top of Boulder

Base stone: 2' W x 3' L
Stone size: Large



#204 One Stone on Top of Boulder

Base stone: 1 ½' W x 2 ½' L

Stone size: Large



#205 Split Wedge Cairn

Horizontal split

Two medium, thin stones inside split

? Stones on top (see Steve's notes which mention stones on top)

Base stone: 7'-10' H (photo 381) x 12' L

Stone sizes: Medium



#206 Two Stone Rock Stack

Base stone: 1 ½' W x 2 ½' L

Stone sizes: Large, medium



#207 Multi-Stone, Non-Mound on Top of Boulder / on Ground

Cairn: 18" H x 1 ½' W x 3' L

Stone sizes: Large, medium, small



#208 One Stone on Top of Boulder

Base stone: 18" W x 2' L

Stone size: Large




#209 Four Stones on Top of Boulder

Heavy humus buildup

Feature: Small white quartz stone

Cairn: 1' W x 3' L

Stone sizes: Large, medium, small



#210 One Stone on Top of Boulder

Base stone: 2' W x 3' L
Stone size: Medium



#211 Multi-Stone, Non-Mound on Top of Boulder

Cairn: 16" H x 2 1/2' W x 2 1/2' L
Stone sizes: Large, medium



#212 Propped Stone Slab on Top of Boulder

Slab propped up by small support stone
Base stone: 2' W x 3' L x Surface level
Stone sizes: Extra large, small



#213 Three or Four Stones on Top of Boulder

Base stone: 18" H x 2' W x 3' L

Stone sizes: Large, medium



#214 Single Layer on Top of Boulder

Base stone: 3' W x 6' L

Stone sizes: Large, medium, small



#215 One Stone on Top of Boulder

Base stone: 1' H x 18" W x 2' L

Stone size: Large



#216 Single Layer on Top of Boulder with One Propped Stone

Single Layer spread out

Propped stone has small opening underneath

To keep propped stone at the proper angle the support stone also has a small support stone to keep it at the proper angle

Base stone: 4' W x 4' L

Stone sizes: Large, medium, small



#217 Four Stones on Top of Boulder

Base stone: 2' W x 2 ½' L

Stone sizes: 1 Large, 3 medium



#218 Mound on Top of Boulder

Mound damaged by tree fall

Cairn: 2' W x 4' L

Stone sizes: Large, medium, small



#219 Double Layer of Stones on Top of Boulder

Cairn: 22" H x 3' W x 4' L

Stone sizes: 2 Large, medium, small



#220 Single Layer on Top of Boulder

Cairn: 2' W x 3' L

Base stone: much larger 6' L

Tight group near edge

Feature: small white/rose quartz

Stone sizes: 2 Large, medium, small



#221 Single Layer on Top of Boulder

Base stone: 2' H x 2' W x 6' L

Cairn: 2' W x 4' L

Stone sizes: Large, medium, small (even mix of sizes)



#222 Mound on Top of Boulder

Cairn: 2' H x 3' W x 3' L

Stone sizes: Large, medium, small



#223 Duplicate See cairn 57

#224 Three Stones on Top of Boulder


Base stone: 2 ½' H x 2' W x 3' L

Stone sizes: Large, medium



#225 Five Stones on Top of Boulder

Single layer
Four form perimeter
One in center
Base stone: 1' H x 3' W x 3' L
Stone sizes: Large, medium, small



#226 Two Stones on Top of Boulder

Base stone: 1' H x 4' W x 5' L
Stone size: Medium



#227 Three Stones on Top of Boulder

Large stone half off and half on boulder
(stone on right in photo)
Base stone: 2' W x 2' L
Stone size: 1 Large, 2 medium




#228 Mound on of Top of Boulder & One Stone Attached to Boulder

Base stone: 3' H x 4' W x 5' L

A - Mound

Cairn: 1' H x 2' W x 3' L

Stone sizes: Large, medium



B - Stone Attached

Size: Large flat stone



#229 Mound on Top of Boulder

Base stone: Surface level x 1 1/2' W x 3' L

Cairn: 18'' H x 18'' W x 3' L

Stone sizes: Large, medium, small



#230 Mound on Top of Boulder

Large stones on one side and medium stones on opposite side, similar to the Open-End / Closed-End design but not as well defined

Cairn: 3' H x 3' W x 4' L

Stone sizes: Large, medium, small



#231 One Stone on Top of Boulder

Base stone: 1' H x 4' W x 5' L

Flat stone on top

Stone size: Extra large – 4" thick x 2' W x 2' L



#232 Four Stones on Top of Boulder

Single layer

Base stone: 18" W x 2 1/2' L

Stone sizes: Medium, small



#233 Mound on Top of Boulder

Cairn: 3' H x 5' W x 6' L
Stone sizes: Large, medium



#234 Multi-Stone, Non-Mound on Top of Boulder

Cairn: 3' H x 5' W x 6' L
Stone sizes: Large, medium



#235 Mound on Top of Boulder

Cairn: 3' H x 4 ½' W x 2' L
Cairn conforms to shape of base which has a V indentation in its side
Stone sizes: Extra large, large, medium



#236 One Stone on Top of Boulder

Base stone: 1' H x 1' W x 3' L
Stone size: Large



#237 Multi-Stone, Non-Mound on Top of Boulder

Cairn: 2 ½' H x 2' W x 3' L
Feature: Intentional opening that goes from side to side, a spirit portal
Stone sizes: Large, medium (1)



#238 Six Stones on Top of Boulder

Cairn: 3' H x 3' W x 6' L
Stone sizes: Large, medium



#239 Multi-Stone, Non-Mound on Top of Boulder

Base stone: surface level x 3' W x 6' L
Stone sizes: Large, medium, small



#240 Low Mound on Ground

Cairn: 1' H x 4' W x 5' L
Stone sizes: Large, medium, small



#241 Mound on Top of Boulder

Cairn: 18" H x 2' W x 5' L
Stone sizes: Large, medium, small



#242 Multi-Stone, Non-Mound on Top of Boulder

Cairn: 1' H x 2' W x 3' L

Stone sizes: Large, medium, small




#243 Mound on Top of Boulder & Two on Top of Boulder

Two base stones were used in this cairn, each has a cairn, the two cairns are interconnected

A - Mound 2 1/2' H x 3' W x 3' L

Stone sizes: Large, medium, small




B - Two Stones on Top

Base stone of cairn A is tilted and rests on base stone of cairn B (photo above)

1st stone on top bridges both base stones and was set up to intentionally create a small opening underneath it → 2nd stone is on top of 1st stone and rests on side of cairn A's base stone

Base stone: 3' W x 3' L

Stone sizes: Large



#244 Mound on Top of Boulder

Cairn: 2' H x 2' W x 4' L

Stone sizes: Large, medium, small



#245 Mound on Top of Boulder & One Stone Attached to Boulder

Cairn: 3' H x 4' W x 4' L

Base stone: surface level

Stone sizes: Large, medium



#246 Small Perched Stone on Top of Two Base Stones

Cairn: 2' H x 18" W x 2' L

Stone size: Large



#247 Rock Stack Cairn

Cairn: 2' H x 18" W x 2' L

Stone sizes: Extra large, large, medium



#248 Six Stones on Top of Boulder

Base stone: 1' H x 2' W x 4' L

Stone sizes: Large, medium




#249 Rock Stack Cairn

Cairn: 3' H x 3' L


Feature: Two small stones non-support stones underneath slab on top of base stone

Stone sizes: Extra large, large, medium, small



#249 (Continued)

Two small stones non-support stones
underneath slab on top of base stone



#250 Mound on Ground

Cairn: 2' H x 2' W x 3' L
Stone sizes: Large, medium, small



#251 Four Stones on Top of Boulder

Cairn: 2 ½' W x 3' L
Stone sizes: Large, medium




#252 Multi-Stone, Non-Mound on Top of Boulder


Cairn: 2' H x 2' W x 3 ½' L

Stone sizes: Large, medium, small

Note the small stone in middle



Note the mix of large & small stones



#253 Rock Stack Cairn on Side of Boulder

A - Rock Stack Cairn on Side of Boulder

Four stones stacked

Base stone: 3' W x 5' L (Double boulder possibly split stone symbolism)



B - Small flat thin stone underneath raised corner of base stone in between top boulder and ground level boulder

Note: The small flat thin stone underneath edge of base stone or other large bottom stone is a common trait at this site.



#254 Duplicate See cairn 56

#255 Open-End / Closed-End on Top of Double Boulder with L Shape and Rock Stack

The cairn has an overall L shape by incorporating a second boulder attached to one end of the main base stone. The rock stack is not a separate cairn. It was built on the secondary boulder and then integrated into the Open-End / Closed-End cairn.

Cairn: 3' H x 3' W x 4' L

Stone sizes: Extra large, large, medium, small



#256 Mound on Top of Boulder & Rock Stack Attached to Boulder

A - Mound on Top of Boulder

Cairn: 3' H x 2' W x 4' L

Stone sizes: Large, medium



B - Rock Stack Attached to Boulder

See photo 023

Cairn: 2' H x 1' W x 1 ½' L

Stone sizes: Large, medium




#257 Multi-Stone, Non-Mound on Top of Boulder & One Stone on Top of Boulder

A - Multi-Stone, Non-Mound on Top of Boulder

Cairn: 3' H x 2' W x 5' L

Stone sizes: Large, medium, small



B - One Stone on Top of Boulder

Beside cairn A (on opposite side of base stone shown in above photo)

Note: It is on a different boulder than cairn A



C - Several stones on ground in split – possible cairn?




#258 Multi-Stone, Non-Mound on Top of Boulder

Cairn: 1' W x 6' L

Base stone: 3'H x 2-3' W x 10' L (approximate)


Stone sizes: Extra large, large, medium, small



#259 Three Groups of Stones Attached to Boulder

A - Four Stones Attached to Boulder

Stone sizes: 2 large, 2 small



B - Two Stones Attached to Boulder

Stone sizes: Large, medium



C- Two Stones Attached to Boulder

Stone sizes: Large, small

Arrow points to small stone



#260 Mound on Top Boulder & Three Stones Attached with Triangular and Rectangular Stone Slabs

Stone sizes: Extra large, large, medium, small
A - 3' H x 2' W



Overall Structure Photo

■ ▲ #260 Multi-Stone, Non-Mound on Top of Low Base Stone

Triple Triangles (A, B, C) & Triple Rectangles (1, 2, 3)

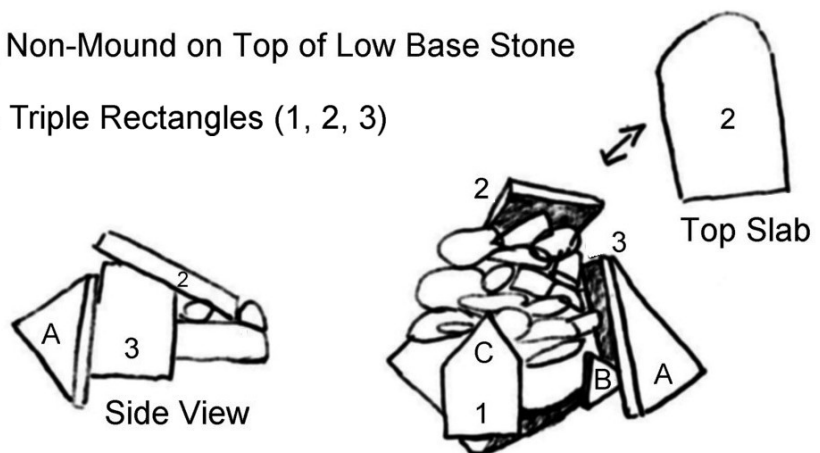


Illustration from *Land of a Thousand Cairns* (2017) (Reprinted with permission)

#260 (continued)

Features: *Triangular Slabs*

(a) Extra large triangular slab leaning against SW side of cairn, faces downhill toward main cairn group



(b) Medium triangular slab underneath extra large triangular slab leaning against cairn



(c) Large square bottomed with triangular top slab on West side leans against cairn



#260 (continued)

Rectangular Slabs

(A) Extra large rectangular slab on top
(covers top of cairn)



(B) Extra large rectangular slab leans
against cairn on East side



#261 Mound on Ground

Cairn: 2' H x 2' W x 4' L

Stone sizes: Large, medium, small



#262 Mound on Ground

Cairn: 1' H x 2' W x 5' L

Feature: Two large stone slabs on top

Stone sizes: Extra large, large, medium



#263 Multi-Stone, Non-Mound on Top of Boulder

Base stone: 2' H x 4' L

Stone sizes: Large, medium



#264 Double Split Stone Cairn & Mound on Top Boulder

Cairn: 3' H x 5' W x 7' L

Stone sizes: Large, medium, small


1st Split: No stone inside



Mound on top



2nd Split: Extra large stone inverted on its narrow end with its flat side upward is inside split



#265 Double Split Stone Cairn & Mound on Top of Boulder

A - Mound on Top of Boulder

Cairn: 2' H x 5' L

Stone sizes: Large, medium, small



B - 1st Split

A few stones on ground?

Stone sizes: Large, medium



C - 2nd Split

No stone inside split

One stone across top of split

Mound emanating out of end of split

Base stone has long white quartz intrusion

Cairn: 2' W x 4' L

Stone size: Medium



#266 Single Layer of Stone on Top of Boulder & Two Stones Attached to Boulder

Base stone: 1' H x 3' W x 4' L

Six stones on top of boulder

Two stones attached to side of boulder

(a) Long narrow stone cracked completely in half in middle

(b) Short medium stone

Stone sizes: Large, medium, small



#267 Multi-Stone, Non-Mound on Top of Boulder

Base stone: 1' H x 4' L

Stone sizes: Large, medium, small



#268 Mound on Top of Boulder & Slab on Top of Boulder

Feature: Overall cairn has an L shape (photo to right)

A - Mound: 3' H x 2' W x 4' L

Stone sizes: Large, medium, small

B- Stone Slab: Rectangular shape


Placed on slant of base stone with an opening underneath

Stone size: Extra long

See Photo on next page



#268 (Continued)



#269 Double Layer on Top of Split Stone

Layer of stones is on top, does not cover split

No stones inside split

Base stone: 3' H x 5' W x 6' L

Stone sizes: Large, medium, small



#270 Low Mound on Top of Boulder

Cairn: 2' H x 4' W x 5' L

Features:

(a) Possible triangular symbolism, photo 176

(b) Elongated stone on top

Stone sizes: Extra large, large, medium, small



#270 (Continued)

Possible triangle symbolism



#271 Split Wedge Cairn

One stone wedged in top of split
One stone wedged deep inside split,
appears to be broken into two pieces
Base stone: 2' H x 3' W
Stone size: Medium



#272 Multi-Stone, Non-Mound on Top of Boulder & Two Stones Attached to Boulder

A - Multi-Stone, Non-Mound on Top of Boulder

Base stone: 2 ½' W x 4' L
Cairn: 1' W x 2' L
Stone sizes: Large, medium



#272 (continued)

B - Two Stones Attached to Boulder

Cairn: 1' W x 2' L

Stone size: Large



#273 Multi-Stone, Non-Mound on Top of Boulder & Two Stones Attached to Boulder

A - Multi-Stone, Non-Mound on Top of Boulder

Base stone: 2' H x 4' W x 4' L

Cairn: 1' H x 3' L

Stone sizes: Large, medium



B - Two Stones Attached to Boulder

Cairn: 1' W x 18" L

Stone size: Large, medium



#274 Multi-Stone, Non-Mound on Top of Boulder & Small Mound Attached to Boulder

A - Multi-Stone, Non-Mound on Top of Boulder

Base stone: 14" H x 2' W x 4' L

Cairn: 20" H x 2' W x

Stone size: Large, medium, small



B - Small Mound Attached to Boulder

Cairn: 1' W x 2' L

Stone size: Large, medium



#275 Multi-Stone, Non-Mound on Top of Boulder

Base stone: 2' H x 3' W x 4' L

Stone size: Large, medium, small



#276 Multi-Stone, Non-Mound on Top of Boulder & Mound on Top of Split Stone Attached to Base Stone of cairn

A - Multi-Stone, Non-Mound on Top of Boulder

Base stone (A): 3' H x 6' L

Cairn: 2' W x 5' L

Feature: Two dark quartz stones

Stone sizes: Large, medium, small



Dark quartz stones



B - Mound on Top of Split Stone Attached to Base Stone of cairn A

Base stone (B): 3' W x 3' L

No stone inside split

Stone sizes: Medium, small



#277 Double Boulder Split Stone Cairn

Mound inside split

Cairn: 3' H x 4' W x 4' L

Stone sizes: Large, medium, small, extra small

Second cairn? Mound Attached to Boulder



#278 Four Stones on Top Boulder (Artistic)

Base stone: 2 ½' H x 3' W x 5' L

Stone size: Large, medium



#279 Multi-Stone, Non-Mound on Top of Boulder

Base stone: 2' H x 3' W x 5 ½' L

Stone size: Large, medium



#280 Double Layer on Top of Boulder & Mound Attached to Boulder

A - Double Layer on Top of Boulder

Base stone: 2 ½' H x 5' W x 9' L

Cairn: 5' W x 9' L

Stone size: Large, medium, small

B - Mound Attached to Boulder

Cairn: 2' W x 4' L

Stone size: Large, medium



#281 Double Layer on Top of Boulder

Covers half of top

Base stone: 2' H x 2' W x 5' L

Stone size: Large, medium



#282 Walled with Fill Inside on Top of Boulder

Base stone: 4' H x 5' W x 6' L

Stone size: Large, medium, small



#283 Mound on Top of Boulder – Semi-defined U shape

Cairn: 2' H x 3' W x 4' L

Stone size: Large, medium, small



#284 Mound on Top of Boulder & Three Stones Attached to Boulder

A - Mound on Top of Boulder

Base stone: 2' H x 2' W x 5' L

Cairn: 1' H x 2' W x 5' L

Stone size: Large, medium, small



B - Three Stones Attached to Boulder

Cairn: 8" W x 18" L

Stone size: Medium



#285 Multi-Stone, Non-Mound on Top of Boulder & Four Stones on Side of Boulder

A - Multi-Stone, Non-Mound on Top of Boulder

Base stone: 3 ½' H x 3' W x 5' L

Cairn: 1 ½' W x 2 ½' L (twelve stones)

Stone sizes: Large, medium, small



B - Four Stones on Side of Boulder

Cairn: 1' W x 1 ½' L

Stone sizes: Large (1), extra small (3)

#286 U shaped Cairn on Top of Boulder

Cairn: 2' H x 2' W x 3' L

Disturbance on side, a few stones out of place

Stone sizes: Large, medium, small



#287 Mound on Top of Boulder


Cairn: 2 ½' H x 2 ½' W x 6' L

Stone sizes: Extra large, large, medium



#288 Multi-Stone, Non-Mound on Top of Boulder & One Stone on Top

Multi-stone group are on one end, single stone is in middle separated from group
Base stone 3' H x 6' W (approximate) x 12' L (approximate)
Stone sizes: Large, medium




#289 Duplicate of cairn 54

#290 Mound on Top of Boulder

Base stone: 2 ½' H x 3' W x 5' L
Stone sizes: Large, medium, small



#291 Rock Stack on Boulder



#292 Duplicate of cairn 52

#293 Mound on Top Trails to Ground

Cairn: 2' H x 4' W x 5' L

Stone sizes: Extra large, large, medium, small



#294 Rock Stack Cairn on Top of Boulder & Perched Stone Cairn

A - Rock Stack cairn

Cairn: 2' H x 2' W x 3' L

Stone sizes: Large, medium, extra small



B - Perched Stone cairn

Large stone set up on two base stones adjacent to Rock Stack cairn

Stone size: Large (14" H x 14" W)




#295 Rock Stack Cairn

Rocks were stacked in separate stacks and had smaller stones in between them
Half of cairn was on top of boulder
Half of cairn was on ground
Stone sizes: Large, medium, small



#296 Rock Stack on Top of Boulder

Two large flat slabs stacked on top of each other on top of boulder
Bottom stone was shimmed with two flat stones
Cairn: 2 ½' H x 2' W x 3' L
Stone sizes: Extra large, large, small (shims)



Stone shims



#297 Duplicate of Cairn 53

#298 Split Stone Cairn & One Stone on Top of Boulder

Base stone: slanted split stone



A - Stones in split and extend out on to top

Cairn: 3' H x 4' W x 6' L


Stone sizes: Large, medium, small



B - One Stone on Top of Boulder

Stone is separated from main cairn

Stone size: Medium



#299 Duplicate of Cairn 51

#300 Mound on Top of Boulder

Cairn: 4' H x 2' W x 6' L

Stone sizes: Extra large, large, medium, small



#301 Triangular Stone laying on ground

Possibly fallen over?

Natural? Put there by man intentionally?

Size: 20" L across bottom



#302 Mound on Top of Boulder

Cairn: 3' H x 4' L

Stone sizes: Large, medium, small



#303 Small Elongated Cairn on Ground

Cairn: 2' H x 2' W x 3' L

Stone sizes: Large, medium, small



#304 Mound on Top of Boulder

Cairn: 3' H x 4' W x 4' L

Stone sizes: Large, medium, small



#305 Single Layer of Stones on Top of Boulder

Stones have an intentional layout

One large block stone with an arc of stones in front of it

Arc is made up of two medium stones one on each end with six small stones in between

One medium stone was set in front of the arc across from the large block stone in the back

Cairn: 3' W x 4' L

Stone sizes: Large, medium, small

#305 (Continued)



#306 Multi-Stone, Non-Mound on Top of Boulder & Four Stones Attached to Boulder

A - Multi-Stone, Non-Mound on Top of Boulder

Base stone: 3' H x 4' L

Stone sizes: Large, medium, small



B - Four Stones Attached to Boulder

Two stones on ground

Two stones going up side

Stone size: Medium



#307 Multi-Stone, Non-Mound on Top of Boulder

Base stone: 3' H x 3 ½' W x 6' L

Stone sizes: Extra large, large, medium



#308 Multi-Stone, Non-Mound on Top of Boulder & One Stone Attached to Boulder

A - Multi-Stone, Non-Mound on Top of Boulder

Base stone: 1 ½' H x 2' W x 4 ½' L

Stone sizes: Large, medium, small



B - One Stone Attached to Boulder

Stone size: Large (12" L)



#309 Triple Split Stone Cairn


Split 1: Stones in a tight group on top of split

Split 2: One stone across top of split, other stones on top of boulder

Split 3: One stone bridges the gap between all three splits and has another smaller stone on top

Base stone: 2' H x 4' W x 5' L

Stone sizes: Large, medium, small



#310 Five Stones on Top of Boulder

Two large stones were set up on top side by side abutting each other
One of the large stones is shorter than the other large stone

The taller large stone has a medium stone wedged under its outer side to hold it in a specific position, see 2nd photo down, it shows the intentional positioning of tall large stone
Next a medium stone was set on top of the shorter large stone in such a way it created a V opening on top

The special positioning of the tall large stone in conjunction with the carefully chosen medium stone, allowed a third medium stone to be wedged in between the tall large stone and the medium stone, see top photo.

This was an intentionally created design. It is not a random piling of stones as was suggested by a person on the 6/20/15 tour of the site. The person suggested this small stone pile was either the beginning of a field clearing pile or the remains of a field clearing pile that had its stones removed. Field clearing piles have the stones placed on them randomly not wedged to hold stones in a specific position. This pile does not conform to random placement. It has intentional placement of the stones.



#311 Mound on Top of Boulder

Base stone: 3' H x 6' W x 6' L
Stone sizes: Extra large, large, medium, small



#312 Semi-Single Layer of Stones on Top of Boulder

Most of the stones are in a single layer, a few are on top of other stones

Base stone: 2 ½' H x 2 ½' W x 5' L

Stone sizes: Large, medium, small




#313 Multi-Stone, Non-Mound on Top of Boulder & Mound Attached to Boulder

A - Multi-Stone, Non-Mound on Top of Boulder

Cairn: 2' H x 2' W x 3' L

Stone sizes: Extra large thin flat stone, large, medium



B - Mound Attached to Boulder

Cairn: 1' W x 3 ½' L



#314 Single Layer of Stones on Top of Boulder

Group 1 – Elongated stone and three small stones

Group 2 – Stretched out across opposite end

Numerous stones on ground around base, do not feel any are cairns, at least there is no way to prove it, when all the naturally placed stone are taken into account

Cairn: 2' H x 3' W

Stone sizes: Extra large (1), large, medium, small



#315 Propped Stone (2 stones) on Top of Boulder

Photo show these stones are not a rock stack

Base stone: 4'-6" H x 2' W x 2 1/2' L

Stone sizes: Large, medium

From the top this appears to be one stone on top of a boulder cairn

Looking underneath it can be seen a thin support stone was used to hold the large stone in a level position that kept it from dipping downward on the slanted side of the boulder. This proves one stone cairn and two stone cairns are man-made constructions.




#316 Multi-Stone, Non-Mound on Top of Boulder

Cairn: 2' H x 2' W x 3' L

Stone sizes: Large, medium

Base stone: ground surface level



#317 Three Stones on Top of Boulder

Cairn: 2' H x 3' L

One unusual stone (middle stone)

Stone sizes: Extra large, large



#318 Multi-Stone, Non-Mound on Ground? on Top of Boulder?

Cairn: 20" H x 1' W x 2' L

Stone sizes: Extra large, large, medium



#319 Double Row of Stones Lined up Side of Boulder

Cairn: 3' H x 2' W

Stone sizes: Large, medium



#320 Rock Stack with Shim

Thin flat shim stone was used to level the large slab like stone (white arrow)

It was leveled to hold a chunky stone in place on top

Base stone: 1' H x 3' W x 3' L

Rock Stack: 18" H

Stone sizes: Large, small



#321 Semi-Single Layer on Top of Boulder

Cairn: 3' H x 3' W x 6' L

On the outer edge stones are tightly fit together in a line

On top of boulder medium and small stones loosely arranged

Flat triangular stone on outer edge of small stone, possible symbolism

Stones sizes: Large, medium, small



#322 Four Stones on Top Edge of Boulder

Base stone: 2' H x 5' L

Stones sizes: Large, medium



#323 Low Walled Cairn on Top of Boulder

The two long outer edges of the base stone have large flat stones and a few chunky stones, in between is filled with small stones

Cairn: 6' W x 10' L

Stones sizes: Large, medium, small



#324A Walled Cairn on Bedrock

Cairn: 3' H x 8' W x 8' L

Stone sizes: Extra large, large, medium, small



#324B Three Stones on Top of Boulder

This is a separate cairn from 324A

Base stone 2 1/2' W

Stone sizes: Medium, small



#325 Vertical Walled Cairn on Top of Boulder

Possible Open-End/Closed-End variant:
large stones on three sides, fourth side had
two large stones and an opening, not sure
about the design

Cairn: 3' H x 6' W x 6' L

Stones sizes: Large, medium, small



#326 Duplicate of cairn 49A

#327 Duplicate of cairn 48A

#328 Duplicate of cairn 44

#329 Duplicate of cairn 42A

#330 Duplicate of cairn 42B

#331 Duplicate of cairn 42C

#332 Duplicate of cairn 41A

#333 Duplicate of cairns 22

#334 Multi-Stone, Non-Mound on Top of Boulder

Cairn: 2 ½' H x 2' W x 4' L

Stone sizes: Extra large, large



#335 Duplicate of cairn 39

#336 Duplicate of cairn 40

#337 Double Split Stone Cairn & Four Stones on Top of Boulder

A - Double Split Stone Cairn

Both splits filled to top with stones

Cairn: 2' H x 6' W x 5' L

Stone sizes: Extra large, large, medium



B - Four Stones on Top of Boulder

Single layer

Cairn: 1' W x 1 ½' L

Stone sizes: Large, small



#338 Double Split Stone Cairn

Base stone: 2' H x 5 1/2' W x 6' L

A, B, C, D, E – cairns

1a, 2b, 3c, 4d – base stones

Feature: L shape

Multiple cairns:

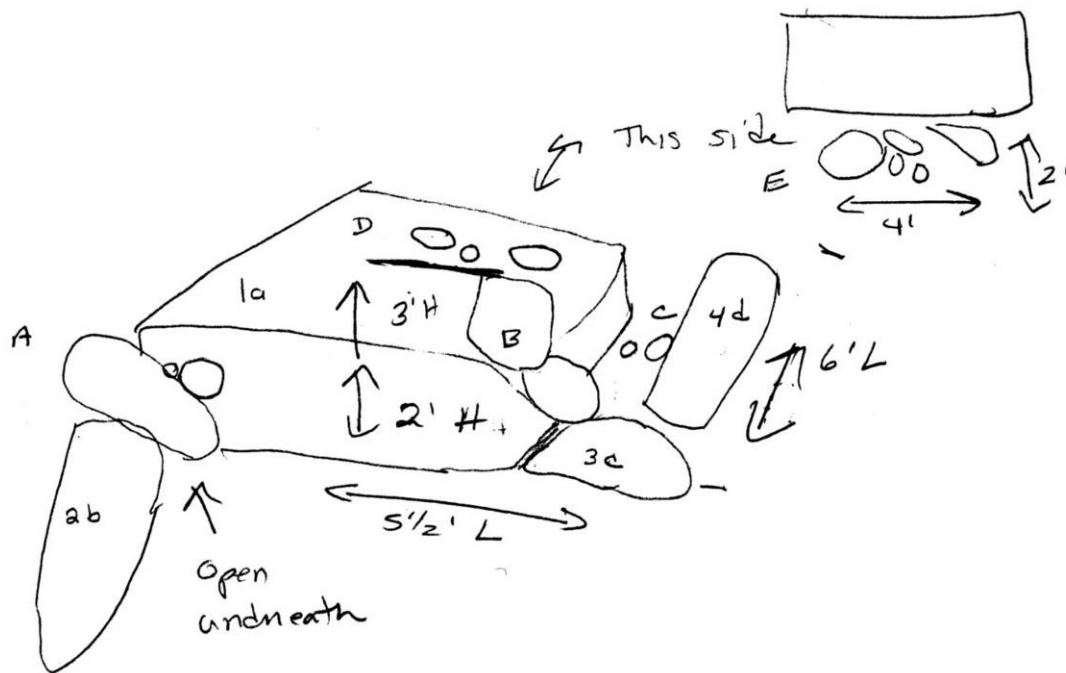
A- Split 1: Extra large stone wedged in top of split, split created by boulder 2b, boulder 2b's orientation creates the L shape, intentional open space underneath wedged boulder = spirit portal
Two small stones placed on base stone next to extra large stone, photo 463

B- Two large stones on top of boulder (3c) abutting the base stone (1a), large stones bridge the two base stones, photo 451

C- Two stones inside second split, second split created by a boulder (4d) next to the base stone, photo 451

D- Three stones on top main base stone (1a), single layer

E- Four stones on ground adjacent to main base stone (1a) on opposite side from cairn A, possible cairn?



#338 (Continued)



Cairn A (photo 463)



Photo 451

#339 Low Mound on Top with Feature

Cairn: 2 ½' H x 3' W

Feature: Double sided niche or spirit portal

Triangular stone:

- (a) Used in flat position to prop up a flat thin slab to create a roof stone
- (b) Its placement in the middle creates an opening on either side thus the double sided feature, 18" deep
- (c) Extends out beyond the roof stone - shows it was used intentionally in a symbolic manner, thus we have triangular symbolism

Some stone appears to have fallen off in a couple of areas around the base of the stone, although it may be an extension of the cairn on top

Stone sizes: Large, medium, small



#340 Small, Low, Mound on Top of Boulder

Base stone: 2' H x 4' L

Cairn: 2' L x 3' W

Feature: One quartz stone on top

Stone sizes: Large, medium, small



#341 Multi-Stone, Non-Mound on Top of Boulder & Three Stones Attached to Sides of Boulder

A - Multi-Stone, Non-Mound on Top of Boulder

Cairn: 2 ½' H x 3' W x 3' L

Stone sizes: Large, medium, small



B - Three Stones Attached to Sides of Boulder

Each stone is leaned up against the boulder separate from the other stones



#342 Six Stones on Top of Boulder & One Stone Attached

Cairn: 2' H x 2' W x 6' L

Stone sizes: Extra long, large, medium, small



#343 Six Stones in Notch on Top of Boulder

Base stone: 15" W x 18" H

Notch has a quartz protrusion in it

Stone size: Small



#344 Mound on Top of Boulder Trails to Ground

Cairn: 2 ½' H x 4' W x 6' L

Stone sizes: Large, medium, small



#345 Small Elongated Cairn on Ground

Cairn: 1' H x 1' W x 4' L
Stone sizes: Large, medium



#346 Propped Stone on Top of Boulder & One Stone Attached to Boulder

A - Propped Stone on Top of Boulder

Narrow, elongated stone propped up by
two support stones
Stone size: 2 ½' L x 6" W
Support stones: Medium, small



B - One Stone Attached to Boulder

Stone size: Medium



#347 Mound on Top of Boulder Trails to Ground

Cairn: 6' W x 7' L

Stone sizes: Large, medium, small



#348 Rock Stack Cairn

Note small stones between two top slabs, photo (bottom photo) and unusual slab arrangement with two small stones on top of base stone in photo (photo on next page)

Cairn: 2' H x 3 ½' L

Stone sizes: Large, medium, small



#348 (Continued)

Unusual slab arrangement with two small stones on top of base stone



#349 Mound on Top of Boulder Trails to Ground

Mound spreads out on ground (bottom photo)

Cairn: 3' H x 5' W x 8' L

Stone sizes: Large, medium, small



#350 Multi-Stone, Non-Mound on Top of Boulder

Many cairns in site 6 have small rock stacks as seen in 2nd photo integrated into the cairn. This is one example. Note the extra small support stone under the left stone showing the top stone was not placed there randomly.

Cairn: 2' H x 3' W x 3' L

Stone sizes: Large, medium, small, extra small



#351 Two Stone Rock Stack on Top of Boulder

Cairn: 2 ½' H x 18" W x 2' L

Stone size: Large



#352 Stones on Top Boulder Trail to Ground – Good Example of this design

Base stone: 2 ½' H x 3' W

Cairn: 2' W x 4' L

Stone sizes: Large, medium, small



#353 Duplicate of #45A

#354 Duplicate of cairn 45B

#355 Duplicate of cairn 47

356 Mound on Top of Boulder

Cairn 18" H x 3' W x 6' L

Stone sizes: Large, medium, small

41° 29' 15.2226" N

71° 45' 32.1438" W



#357 Vertical Walled with Fill on Top of Boulder & One Stone Attached to Boulder

A - Vertical Walled with Fill on Top of Boulder (Poor condition)

Cairn 2' H x 5' W x 5 ½' L

Stone sizes: Large, medium, small



B - One Stone Attached to Boulder

Stone size: Large



#358 Two Stones on Top of Boulder

Base stone: 18" H x 2' W x 3' L

Stone size: Large



#359 Four Stones on Top of Boulder

Two large stone with one small in between them

One large stone was shimmed up by a small flat stone



#360 Open-End / Closed-End on Top of Boulder & One Stone Attached to Boulder

A - Open-End / Closed-End on Top of Boulder

Base stone: 2' H x 3' W x 7' L

Feature: Metal strap on top, possible barrel strap. Could be from farming or donation offering


Stone sizes: Large, medium, small



B - One Stone Attached to Boulder

Slab leaning against base stone

Size: 18" H x 4" W (thick) x 2' L, Extra large



#361 Low Mound on Top of Boulder

Cairn: 2 ½' H x 3' W x 7' L

Stone sizes: Large, medium, small



#362 Propped Stone on Top of Boulder

Large stone is propped up on one side by a flat stone

Base stone: 2' W x 2' L

Stone sizes: Extra large (2' W x 2' L), medium



#363 Split Stone Cairn & Attached High/Low Cairn

Split stone: 2 ½' W x 3' L

Filled to top with stones

Stone sizes: Medium, small

Attached High/Low Cairn

Size: 5' W x 5' L

High: Rocks stacked

Low: Double layer of stones on ground in rectangular shape

Stone sizes: Large, medium



#363 (Continued)

Attached Low[left] / High [right] cairn



#364 Mound on Top of Boulder (Potential High/Low Design)

Photo to right (back view) & photo below (side view) show second low base stone attached to main base stone with a single layer of stones. This does not appear to be a 2nd cairn. It appears to be an extension of the mound on top.

Cairn: 3' W x 7' L

Stone sizes: Large, medium, small

2nd cairn? Two stones attached to side of boulder (photo on next page) may or may not be another cairn. Note all the loose scattered stone on ground.



#364 (Continued)

Two stones attached to base stone



#365 Six Stones on Top of Boulder

Tight group

Base stone: 1 ½' H x 2' W x 5' L


Stone sizes: Large, medium



#366 One Stone on Top of Boulder & One Stone Attached to Boulder

Stone sizes: 2' L x 1' H (on top)

5" W x 5" H (attached)



#367 Slanted Split Stone Cairn

Cairn: 2' H x 4' W x 5' L

Feature: small white quartz stone

Stone sizes: Large, medium, small



#368 Vertical Walled with Fill on Top of Boulder

Cairn: 4' H x 5' W x 7'

Stone sizes: Large, medium, small



#369 Duplicate of 35

#370 Duplicate of 37

#371 High – Low on Ground

Cairn: High section – 2' H

Low section – 6" H

3' W x 4' L

Stone sizes: Large, medium, small



#372 Multi-Stone, Non-Mound on Ground

Cairn: 2' H x 4' W x 5' L

Feature: Two attached stone slabs

Stone sizes: Extra large (1), large, medium, small



#373 Duplicate of 38B

#374 Rock Stack with Tail on Bedrock (surface level)

Cairn: 2' H x 2' W x 4' L (with tail)

Tail: Three stones long

Last stone is propped up

Rock Stack: Three stones high

Stone sizes: Large, medium, small



#375 Single Layer of Stones on Top of Boulder

Cairn: 3' W x 3' L

Stone sizes: Large, medium, small



#376 Multi-Stone, Non-Mound on Top of Boulder

Cairn: 2' H x 2' W x 3' L

Stone sizes: Large, medium, small



#377 High – Low on Top of Boulder

Low: Single layer of stones

Stone sizes: Medium, small

High: Two stones high, piled up

Stone sizes: Large, medium, small

Cairn: 18" H x 3' W x 5' L



#378 Single Layer of Stones on Top of Boulder

Base stone: 2' H x 3' W x 4' L

Single layer: eight stones – five in tight group, three separated

Stone sizes: Large, medium, small



#379 Multi-Stone, Non-Mound on Top of Boulder

Cairn: 2' H x 4' W x 5' L

Stone sizes: Large, medium



#380 Two Stone Rock Stack on Top of Boulder with Attached Tail

(A) Rock Stack: Extra large stone slab with small stone on top

(B) Attached Tail: Five stones in a line emanating out from base stone

Stone sizes: Medium, small

This is similar to cairn 374 another rock stack with a tail

(C) Fractured stone beside base stone – natural

(D) Propped stone separate from base stone – appears natural

(E) Two Stones on Top Boulder
Stone sizes: Small



Tail feature

#381 Two Stone Rock Stack on Top of Boulder

Thin flat stones in stack

Bottom stone has the shape of a Manitou stone however it is laying flat.

Intentional Manitou stones are in upright positions suggesting this stone although it has the proper shape is not a spirit stone. Plus, it has a stone on top of it.

Cairn: 18" H x 2' W x 3' L

Stone sizes: Extra large, large



#382 Mound on Ground

Cairn: 1' H x 3' W x 3' L

Feature: Four quartz stones in tight group on top in middle

Stone sizes: Large, medium, small



#383 Perched Stone on Top of Boulder

Large rectangular shaped stone raised on two support stone and base stone. Low open space underneath.

Plus, One stone on top

Perched stone: 10" W x 14" L

Stone sizes: Large, medium



384 Mound-like on Ground

Note small stones grouped together in middle, large stones on ends

Cairn: 1' H x 2' W x 3' L

Stone sizes: Large, medium, small



#385 Rock Stack with Niche integrated into Mound on Top of Boulder

Feature: Quartz, gray, medium

Niche – small open space underneath rock stack

Cairn: 18" H x 2 1/2' W x 5' L

Stone sizes: Large, medium, small



#386 Single Layer on Top of Boulder

Of note, two small stones were placed on top of two other stones, all other stones are single layer

Cairn: 1' H x 18" W x 4' L

Stone sizes: Large, medium, small



#387 Four Stones on Top of Boulder

One is a propped stone with a triangular shape and a small support stone underneath

Other three are a single layer

Cairn: 18" H x 3' W x 4' L

Stone sizes: Large, medium, small



#388 Duplicate of cairn 38A

#389 One Stone on Top of Boulder & Two Stones underneath Boulder

Stone on top: 6" L x 4" W

Base stone: 10" H x 2 1/2' L

Stone sizes: Medium



#390 Single Layer on Top of Boulder & One Stone Attached

Cairn: 14" H x 2' W x 3' L

Stone sizes: Large, medium, small




#391 One Stone on Top of Boulder

Stone size: Large -15" H x 18" L



#392 Single Layer of Stones on Top of Boulder

Tight group
Seven stones show
Cairn: 1' H x 3' W



#393 Single Layer of Stones on Top of Boulder with Stone Tail

Stone tail: three large stones extending outward
Cairn: 1' H x 1' W & 2' W x 8' L
Stone sizes: Large, medium, small



#394 Rock Stack & Multi-Stone, Non-Mound on Top of Boulder and One Stone Attached to Boulder

Base stone: 2 ½' H x 5' L

Stone sizes: Large, medium, small



#395 Mound on Top of Boulder and Two Stones Attached

Feature: One stone set apart from mound

Cairn: 3' W x 3' L

Stone sizes: Large, medium, small



#396 Mound on Top Trails to Ground


Feature: Two large stones slabs on top

(a) Triangular shaped on side

(b) Rectangular shaped on top


Cairn: 2' H x 3' W x 5' L

Stone sizes: Large, medium



Triangular stone

#396 (Continued)



Rectangular Stone

#397 Mound on Ground

Cairn: 1' H x 2' W x 2 ½' L
Stone sizes: Large, medium



#398 Single Layer on Top of Boulder

Base stone: 1' H x 3' W x 4' L
Stone size: Medium



#399 One Stone on Top of Boulder

Stone size: Large



#400 Tight Group of Stones on Top of Boulder

Cairn: 1' H x 3' W x 3' L
Stone sizes: Large, medium



#401 One Stone on Top of Boulder

Base stone: 2' W x 2' L
Stone Size: 1' W x 16" L



#402 One Stone on Top of Boulder

Stone size: 1' H x 1' W x 1' L



#403 Perched Stone & Double Split Stone Cairn

Cairn: 1' H x 2' W x 7' L

Stone sizes: Large, medium



#404 Single / Double Layer of Stones on Top of Boulder

Cairn: 3' W x 9' L

Tall boulder on top: 4' H

Stone sizes: Extra large, large, medium



#405 Single Layer of Stones on Top Boulder

Separated in to three groups: A, B, C

Cairn: 3-4' W x 10' L

A: Double Row of Four Stones per side

Size: 3' L x 2' W

Stone sizes: Large, medium



B: Seven Stones, tight group, heavy humus, may be more stones

Size: 18" W x 3' L

Stone size: Medium



C: Eight Stones, tight group, heavy humus, may be more stones

Size: 2' W x 3' L

Stone size: Small



#406 One Stone on Top of Boulder

Base stone: 1' H x 2' L

Feature: Groove in base stone underneath
stone on top

Stone Size: L




#407 Triangular Stone Attached to Boulder

Triangular stone in upright position

Size: 1' H (Steve's measurements 10" x 10" x 9" base)

41° 29' 16.4400" N

71° 45' 34.5954" W



#408 Two Stones on Top of Boulder

Stone size: Large



#409 Seven Stones (Single Layer) on Top on Boulder

Five in a tight group

Two together separate from group

Base stone: 1' H x 2 ½' W x 2 ½' L

Stone size: Medium



#410 Stones on Top of Boulder Trail to Ground

One stone propped up

One stone long and pointed

Three stones embedded in humus, may be more stones

Cairn: 2' W x 2' L

Stone sizes: Large, medium



#411 One Stone Attached to Boulder & Two Stones on Top of Boulder

Stone sizes: Extra large, large, medium



#412 Three Stones on Top of Boulder & Single Layer of Stones embedded in humus on side

Feature: Two large stones flank a smaller stone on top

Base stone: 2' H x 3' W x 6' L

Stone sizes: Large, medium, small



#413 Four Stones on Ground? on Boulder?

Cairn: 1' H x 1' W x 1 ½' L

Stone sizes: Large, medium



#414 Multi-Stone, Non-Mound on Ground

Cairn: 18" H x 2' W x 3' L

Stone sizes: Extra large, large, medium, small



#415 Multi-Stone, Non-Mound Attached to Boulder

Cairn: 1' H x 3' L

Stone sizes: Large, medium, small



#416 Double Layer of Stones on Top of Boulder

Cairn: 3' H x 4' W (?) x 6' L

Stone sizes: Large, medium, small



#417 Mound on Top of Boulder

Heavy leaf cover

Cairn: 2' H x 2' W x 5' L

Stone sizes: Large, medium, small



#418 Open-End/Closed-End on Top of Boulder

Cairn: 1 ½' H x 4' W x 5' L

Stone sizes: Extra large, large, medium, small



#419 Multi-Stone, Non-Mound on Top of Boulder

Cairn: 1 ½' H x 3' W x 5' L

Feature: Strap or belt on top

Stone sizes: Large, medium, small



#420 Mound on Top of Boulder

Cairn: 3' H x 5' W x 5' L

Stone sizes: Large, medium, small



#421 Two Stones on Top of Boulder

Cairn: 1' H x 1' W x 2' L

Stone sizes: Large, medium



#422 Two Stones Attached to Boulder

Base stone: 14" H x 18" W x 3' L

Thin slabs attached

Stone sizes: Large, medium



#423 Two Stones on Top of Boulder & Two Stones Attached to Boulder

A - Single thin stone slab (attached)

Flake-like with thin outer edges

Size: 2" Thick x 1' W x 2 ½' L



B - Two stones on top boulder

Stone sizes: Large, medium




C - Single thin stone slab (attached)

Flake-like with thin outer edges, unusual shape

On opposite side from A slab

Size: 1" Thick x 1½' W x 1' L



**#424 One Stone on Top of Boulder &
One Stone Attached to Boulder**

Stone sizes: On top – 1' H x 1' W x 3' L
Attached – Medium



#425 Three in One Cairn

A - Three Stones on Top Boulder

Cairn: 2' W x 3' L

Stone sizes: Large



B - Rock Stack Attached to Boulder

Four stones in stack plus two more stones

Cairn: 2' H x 2' W

Stone sizes: Extra large, large, medium



#425 (Continued)

C - Propped Stone on Top Boulder

Stone size: Large



#426 Open-End/Closed-End on Top of Boulder

Low cairn

Cairn: 2' H x 4' W x 5' L

Stone sizes: Extra large, large, medium, small



#427 Double Boulder Split Stone Cairn

Stones inside split

Stones on top one boulder

Cairn: 3' H x 4' W x 5' L

Stone sizes: Large, medium



#428 Multi-Stone, Non-Mound on Top of Boulder

Cairn: 3' H x 2' W x 4' L

Stone sizes: Extra large, large, medium, small



#429 Vertical Walled on Top of Boulder & Attached to Boulder

One continuous cairn

Cairn: 2' H x 4' W x 4' L

Stone sizes: Large, medium, small



#430 Single Layer of Stones on Top of Boulder & Two Stones Attached

One attached stone has a Manitou shape with a stone leaning against it

On opposite end of the base stone there is a propped stone with an opening facing the Manitou shaped stone. Photo on next page. There is a potential this is a spirit stone and spirit portal arrangement.

A well defined example of this arrangement was found at a site in Ashburnham, Massachusetts

Cairn: 2' H x 3' W x 6' L

Stone sizes: Large, medium, small



#430 (continued)



#431 Propped Boulder with Two Stones Underneath



#432 Five Stones on Top of Boulder

Cairn: 2' H x 2' W x 3' L

Stone sizes: Large, medium, small



#433 Two Stones on Top of Boulder

Cairn: 1' H x 18" W x 3' L

Stone sizes: Large



#434 Low Mound on Top of Boulder

Cairn: 1' H x 5' W x 5' L

Stone sizes: Extra large, large, medium

